



# DarwinIA SILVER & GOLD Recap

## December 2025

In this factsheet, you'll find a breakdown of the most relevant data on our monthly seed capital allocation programme, DarwinIA SILVER and GOLD, in the last edition. Read on to discover the top 10 DARWINs that ranked highest in both levels and some interesting metrics about the edition.

# DarwinIA

SILVER



*The level where traders start building their track record*

## DarwinIA SILVER Breakdown

Participants  
at the end of  
the month



9,418



1,799

DARWINs receiving  
a seed capital  
allocation

DARWINs receiving an  
allocation in their **1st**  
**month's** participation



91



€60,585,000

**TOTAL SEED  
CAPITAL  
ALLOCATED**

## PARTICIPANT NATIONALITIES



**90 COUNTRIES**

## TOP 3 COUNTRIES



**SPAIN**



**UK**



**USA**

## Top 10 DARWINs in December 2025

PLACE	DARWIN	MONTH RETURN	6M RETURN	6M DRAWDOWN	LATEST ALLOCATION	HISTORICAL ALLOCATION	TRACK RECORD
# 1	ENCD	13.17	21.59	-2.66	€375,000.00	€465,000.00	28/02/25
# 2	BOOX	10.45	26.09	-4.83	€315,000.00	€375,000.00	02/01/25
# 3	LEVP	11.62	34.35	-6.06	€265,000.00	€400,000.00	20/05/25
# 4	CJX	5.48	18.71	-4.84	€220,000.00	€345,000.00	11/03/24
# 5	QZS	7.97	24.22	-5.78	€190,000.00	€265,000.00	25/04/25
# 6	EXDC	4.53	18.33	-3.49	€165,000.00	€350,000.00	30/05/23
# 7	WJR	9.58	27.18	-5.45	€145,000.00	€205,000.00	05/08/25
# 8	QZN	6.57	23.50	-5.59	€130,000.00	€130,000.00	25/04/25
# 9	WJCB	10.29	22.66	-8.22	€115,000.00	€150,000.00	23/08/24
# 10	VZTI	13.40	27.74	-5.55	€110,000.00	€140,000.00	18/08/25

## Special Mentions SILVER ranking

*Winner*

ENCD

*Best  
debutant*

AIGC

*Best  
return*

ODAA

*Best  
streak*

BAZW

\* To check any historical performance please search by DARWIN **in the ranking**.

\*\* Past performance is not a reliable indication of future results. All returns are gross, before deducting 1.2% management fees and 20% performance fees.

## Recipient return in December 2025



**Median**

1.88%



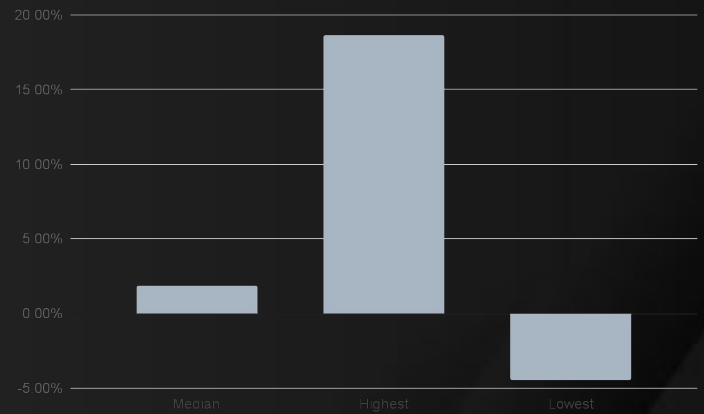
**Highest**

18.66% ODAA



**Lowest**

-4.51% UOON



Still got an **allocation** of €30k

## 6M Recipient Return through December 2025



**Median**

11.28%



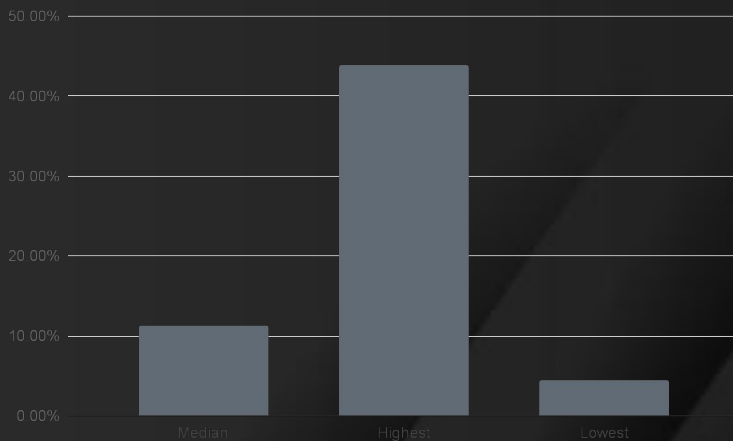
**Highest**

43.89% RVMP



**Lowest**

4.43% LRY



Still got an **allocation** of €30k

## 6M Recipient Drawdown through December 2025



**Median**

-5.46%



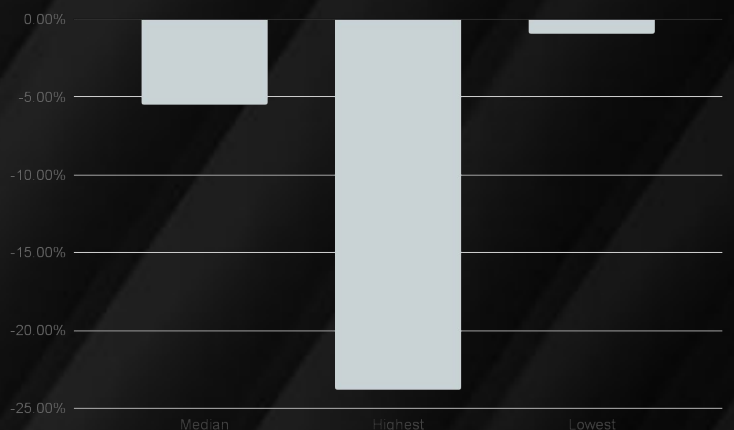
**Highest**

-23.84% REZL



**Lowest**

-0.96% JKJF



Still got an **allocation** of €30k

[View full ranking](#)


**DarwinIA**  
GOLD



*The level where traders thrive outperforming the market  
month after month*

## DarwinIA **GOLD** Breakdown

Participants  
at the end of  
the month



509



€9,430,000



135

DARWINS  
receiving a seed  
capital allocation

TOTAL SEED  
CAPITAL  
ALLOCATED

## PARTICIPANT NATIONALITIES



58 COUNTRIES

## TOP 3 COUNTRIES



SPAIN



UK



GERMANY

## Top 10 DARWINs in December 2025

PLACE	DARWIN	MONTH RETURN	LATEST ALLOCATION	HISTORICAL ALLOCATION	TRACK RECORD
# 1	JRMZ	13.13	€500,000.00	€955,000.00	31/12/24
# 2	VAJJ	12.29	€350,000.00	€1,315,000.00	10/01/25
# 3	AWLN	10.50	€275,000.00	€880,000.00	02/06/23
# 4	NRZS	8.22	€210,000.00	€465,000.00	12/08/24
# 5	LXRO	8.06	€170,000.00	€935,000.00	28/04/23
# 6	OOS	7.47	€145,000.00	€1,534,000.00	02/01/19
# 7	DAE	7.09	€130,000.00	€1,715,000.00	13/03/23
# 8	NXHJ	5.48	€125,000.00	€480,000.00	22/11/23
# 9	IME	5.47	€120,000.00	€945,000.00	07/02/24
# 10	IEZC	5.42	€115,000.00	€370,000.00	15/07/24

## Special Mentions GOLD ranking

*Winner*

**JRMZ**

*Best  
debutant*

**PQQD**

*Best  
streak*

**LSP**

*Biggest  
allocation*

**TGVF**

\* To check any historical performance please search by DARWIN **in the ranking.**

\*\* Past performance is not a reliable indication of future results. All returns are gross, before deducting 1.2% management fees and 20% performance fees.



Recipient return in December 2025



Median

2.48



Highest

13.13% JRMZ

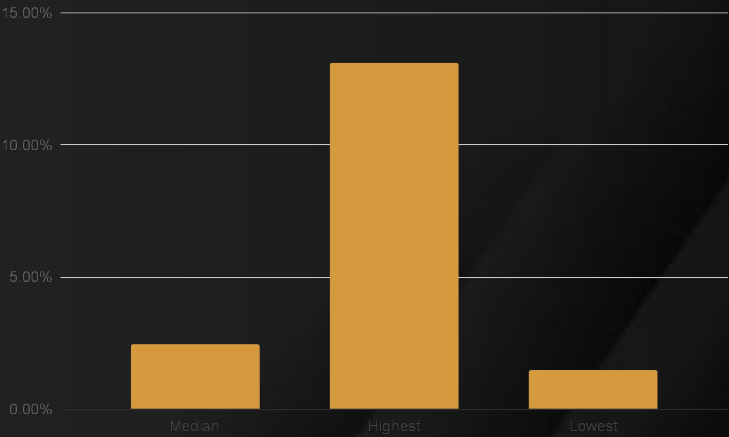


Lowest

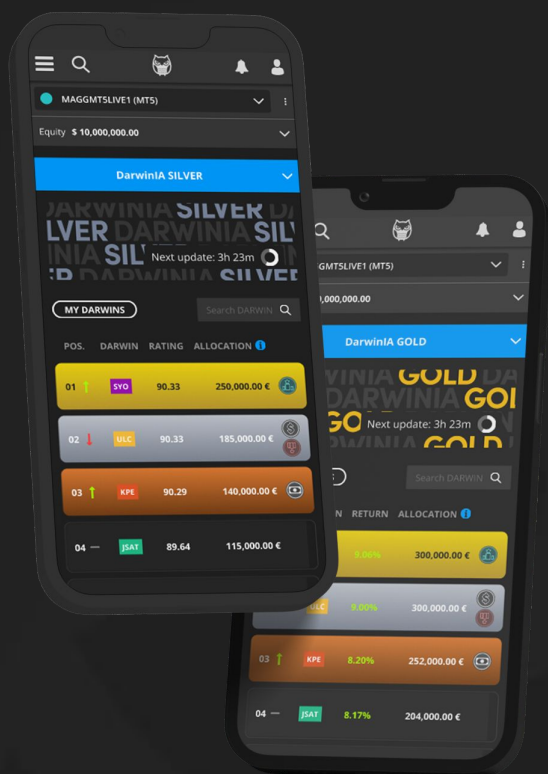
1.51% VRN



Still got an allocation of €50k



[View full ranking](#)



*Thank you for reading the highlights of **DarwinIA SILVER and GOLD** in the last month. We strive to provide you with the most valuable and up-to-date information, and we appreciate your interest and support.*

*We look forward to sharing more exciting updates with you next month!*

***Remember to share your success***



darwinex.com

CFDs are complex instruments and come with a high risk of losing money rapidly due to leverage. **54% of retail investor accounts lose money when trading CFDs with this provider.** You should consider whether you understand how CFDs work and whether you can afford to take the high risk of losing your money. Past performance is not an indicator of future results.

Seed capital allocations in DarwinIA SILVER and GOLD are virtual (also called notional) allocations. You can read more about them [here](#).

The Darwinex® brand and the Darwinex.com domain are commercial names used by Tradeslide Trading Tech Limited, a company regulated by the Financial Conduct Authority (FCA) in the United Kingdom with FRN 586466 and company registration number 08061368, by Sapiens Markets EU Sociedad de Valores SA, a company regulated by the Comisión Nacional del Mercado de Valores (CNMV) in Spain under the number 311, with CIF A10537348 and by Tradeslide Global Ltd., a company authorised and regulated by the Financial Services Authority (FSA) of Seychelles with number SD171, company registration number 8433817-1.