



DarwinIA SILVER & GOLD Recap

SEPTEMBER 2024

In this factsheet, you'll find a breakdown of the most relevant data on our monthly seed capital allocation programme, DarwinIA SILVER and GOLD, in the last edition. Read on to discover the top 10 DARWINs that ranked highest in both levels and some interesting metrics about the edition.

DarwinIA

SILVER



The level where traders start building their track record

DarwinIA SILVER Breakdown

Participants
at the end of
the month



7,626



1,150

DARWINs receiving
a seed capital
allocation

DARWINs receiving an
allocation in their 1st
month's participation

244



€41,115,000

**TOTAL SEED
CAPITAL
ALLOCATED**

PARTICIPANT NATIONALITIES



91 COUNTRIES

TOP 3 COUNTRIES



SPAIN



ITALY



UK

Top 10 DARWINs in September 2024

PLACE	DARWIN	MONTH RETURN	6M RETURN	6M DRAWDOWN	LATEST ALLOCATION	HISTORICAL ALLOCATION	TRACK RECORD
# 1	EWNW	19.99%	19.99%	-0.94%	€375,000	€375,000	05/09/24
# 2	FURC	12.14%	22.29%	-3.46%	€315,000	€315,000	09/08/24
# 3	UEKR	18.48%	27.56%	-4.27%	€265,000	€295,000	17/07/24
# 4	KMOJ	17.46%	17.46%	-1.47%	€220,000	€220,000	04/09/24
# 5	GGXF	7.70%	20.77%	-3.59%	€190,000	€235,000	26/04/24
# 6	KXSF	13.19%	21.16%	-4.73%	€165,000	€195,000	17/07/24
# 7	QJNH	6.14%	23.32%	-3.61%	€145,000	€205,000	30/01/24
# 8	HTKY	14.56%	17.34%	-3.54%	€130,000	€130,000	26/07/24
# 9	PHI	16.33%	16.33%	-2.99%	€115,000	€861,000	03/02/15
# 10	BUSK	17.91%	16.88%	-3.65%	€110,000	€110,000	22/08/24

Special Mentions September 2024 SILVER ranking

Winner

EWNW

*Best
debutant*

EWNW

*Best
return*

EWNW

*Best
streak*

KNYT

* To check any historical performance please search by DARWIN **in the ranking.**

** Past performance is not a reliable indication of future results. All returns are gross, before deducting 1.2% management fees and 20% performance fees.

Recipient return in September 2024



Median

3.06%



Highest

19.99% - DARWIN EWNW

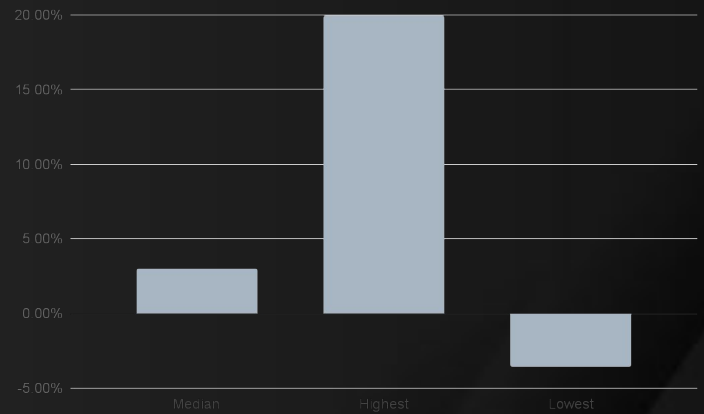


Lowest

-3.58% - DARWIN PVKS



Still got an **allocation** of €30k



6M Recipient Return through September 2024



Median

9.67%



Highest

40.81% - DARWIN HAKR

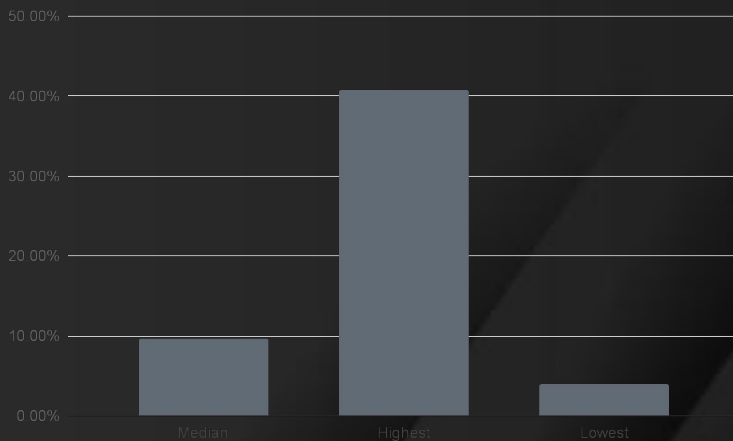


Lowest

4.05% - DARWIN HOIM



Still got an **allocation** of €30k



6M Recipient Drawdown through September 2024



Median

-5.54%



Highest

-26.71% - DARWIN TWGL

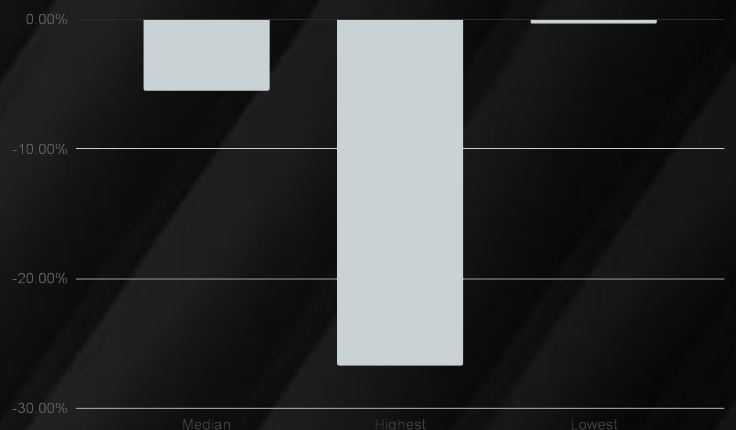


Lowest

-0.34% - DARWIN BOWA



Still got an **allocation** of €30k



[View full ranking](#)

DarwinIA
GOLD



*The level where traders thrive outperforming the market
month after month*

DarwinIA **GOLD** Breakdown

Participants
at the end of
the month



175



€5,780,000



62

**DARWINS
receiving a seed
capital allocation**

**TOTAL SEED
CAPITAL
ALLOCATED**

PARTICIPANT NATIONALITIES



38 COUNTRIES

TOP 3 COUNTRIES



SPAIN



UK



ITALY

Top 10 DARWINs in September 2024

PLACE	DARWIN	MONTH RETURN	LATEST ALLOCATION	HISTORICAL ALLOCATION	TRACK RECORD
# 1	EPG	13.57%	€500,000	€1,985,000	23/06/20
# 2	PUW	9.99%	€350,000	€498,491	06/12/16
# 3	KET	8.09%	€275,000	€1,002,084	05/09/16
# 4	VVNP	6.76%	€210,000	€710,000	20/12/23
# 5	OSC	6.16%	€170,000	€460,000	19/11/21
# 6	KPF	5.05%	€145,000	€265,000	09/09/21
# 7	LSP	4.65%	€130,000	€130,000	07/09/23
# 8	ZVWE	4.43%	€125,000	€625,000	30/05/23
# 9	BCJ	4.38%	€120,000	€293,141	05/02/20
# 10	XXY	4.19%	€115,000	€1,355,134	01/08/19

Special Mentions September 2024 GOLD ranking

Winner

EPG

Best debutant

VVNP

Best streak

PFD

Biggest allocation

SUG

* To check any historical performance please search by DARWIN **in the ranking.**

** Past performance is not a reliable indication of future results. All returns are gross, before deducting 1.2% management fees and 20% performance fees.

Recipient return in September 2024



Median
2.08%



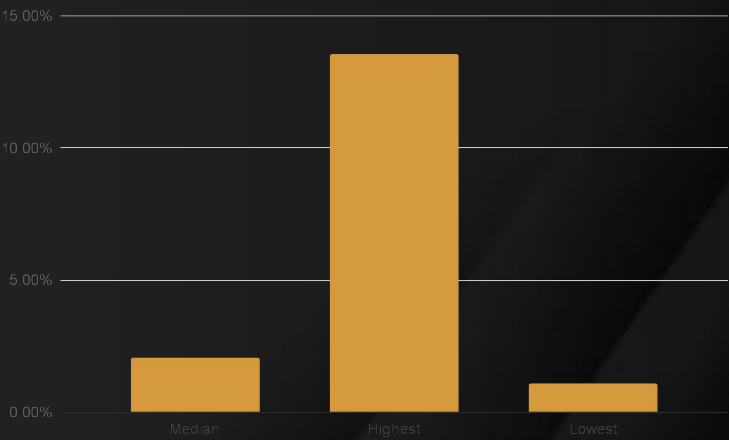
Highest
13.57% - DARWIN EPG



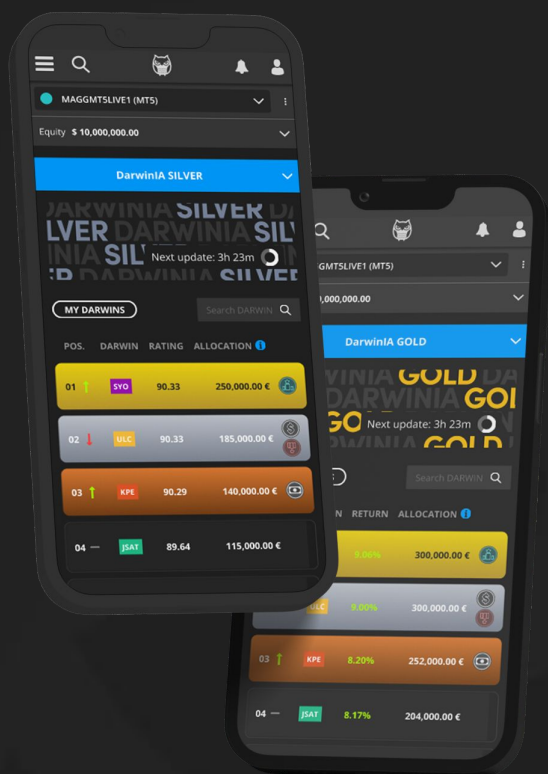
Lowest
1.12% - DARWIN JGUU



Still got an allocation of €50k



[View full ranking](#)



*Thank you for reading the highlights of **DarwinIA SILVER and GOLD** in the last month. We strive to provide you with the most valuable and up-to-date information, and we appreciate your interest and support.*

We look forward to sharing more exciting updates with you next month!

Remember to share your success



darwinex.com

CFDs are complex instruments and come with a high risk of losing money rapidly due to leverage. **60% of retail investor accounts lose money when trading CFDs with this provider.** You should consider whether you understand how CFDs work and whether you can afford to take the high risk of losing your money. Past performance is not an indicator of future results.

Seed capital allocations in DarwinIA SILVER and GOLD are virtual (also called notional) allocations. You can read more about them [here](#).

The Darwinex® brand and the Darwinex.com domain are commercial names used by Tradeslide Trading Tech Limited, a company regulated by the Financial Conduct Authority (FCA) in the United Kingdom with FRN 58646, with company registration number 08061368 and registered office in Acre House, 11-15 William Road. London NW1 3ER, UK. and by Sapiens Markets EU Sociedad de Valores SA. a company regulated by the Comisión Nacional del Mercado de Valores (CNMV) in Spain under the number 311, with CIF A10537348 and registered office in Calle de Recoletos, 19, Bajo, 28001 Madrid. Spain.