



DarwinIA SILVER & GOLD Recap

SEPTEMBER 2023

In this factsheet, you'll find a breakdown of the most relevant data on our monthly seed capital allocation programme, DarwinIA SILVER and GOLD, in the last edition. Read on to discover the top 10 DARWINs that ranked highest in both levels and some interesting metrics about the edition.

DarwinIA

SILVER



The level where traders start building their track record

DarwinIA SILVER Breakdown

Participants
at the end of
the month



3,365



335

Participants
receiving a seed
capital allocation

Participants receiving
an allocation in their
1st month's
participation



71



€12,415,000

**TOTAL SEED
CAPITAL
ALLOCATED**

PARTICIPANT NATIONALITIES



90 COUNTRIES

TOP 3 COUNTRIES



SPAIN



COLOMBIA



UK

Top 10 DARWINs in September 2023

PLACE	DARWIN	MONTH RETURN	6M RETURN	6M DRAWDOWN	LATEST ALLOCATION	HISTORICAL ALLOCATION	TRACK RECORD
# 1	PBJJ	7.66 %	25.72 %	6.61 %	€350k	€525k	26/04/2023
# 2	FRDY	11.64 %	16.01 %	3.44 %	€275k	€275k	09/08/2023
# 3	CKNA	8.00 %	15.27 %	2.74 %	€225k	€225k	14/08/2023
# 4	JUH	9.18 %	22.27 %	7.30 %	€185k	€185k	19/07/2019
# 5	ZTAU	5.76 %	20.26 %	4.93 %	€160k	€270k	14/04/2023
# 6	ZDEN	13.84 %	14.85 %	3.34 %	€140k	€140k	08/08/2023
# 7	MNLW	12.28 %	15.05 %	4.06 %	€120k	€120k	10/08/2023
# 8	ZLOI	4.90 %	19.15 %	4.32 %	€105k	€180k	20/07/2023
# 9	ABHI	5.81 %	23.86 %	6.93 %	€95k	€345k	11/07/2023
# 10	ATFY	12.29 %	18.03 %	7.00 %	€90k	€90k	12/06/2023

Special Mentions September 2023 SILVER ranking

Winner

PBJJ

*Best
debutant*

PBJJ

*Best
return*

INUW

*Best
streak*

DZZQ

* To check any historical performance please search by DARWIN [in the ranking](#).

** Past performance is not a reliable indication of future results.

Recipient return in September 2023



Median

3.11%



Highest

18.39% - DARWIN INUW

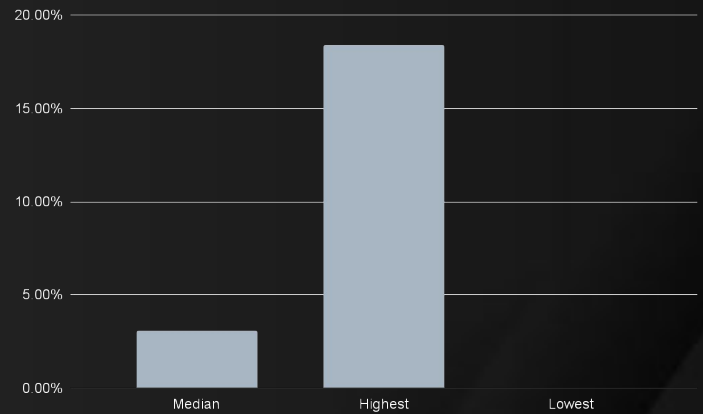


Lowest

0% - DARWIN VT00



Still got an **allocation** of €25k



6M Recipient Return through September 2023



Median

9.43%



Highest

31.71% - DARWIN ZQJN

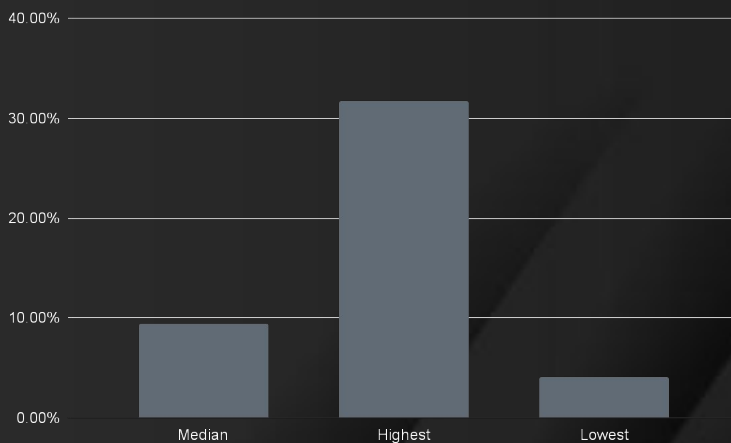


Lowest

4.16% - DARWIN MYHN



Still got an **allocation** of €25k



6M Recipient Drawdown through September 2023



Median

5.23%



Highest

15.96% - DARWIN WZLH

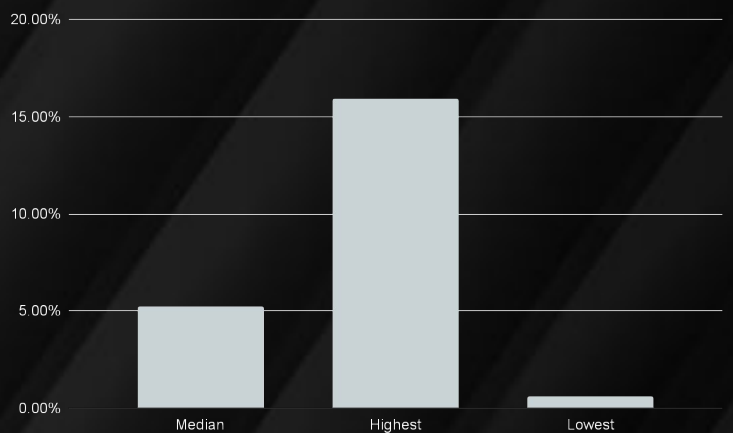


Lowest

0.60% - DARWIN JQEB



Still got an **allocation** of €25k



[View full ranking](#)

DarwinIA
GOLD



*The level where traders thrive outperforming the market
month after month*

DarwinIA **GOLD** Breakdown

Participants
at the end of
the month



110



€4,475,000



45

Participants
receiving a seed
capital allocation

**TOTAL SEED
CAPITAL
ALLOCATED**

PARTICIPANT NATIONALITIES



32 COUNTRIES

TOP 3 COUNTRIES



SPAIN



CANADA



CHINA

Top 10 DARWINs in September 2023

PLACE	DARWIN	MONTH RETURN	LATEST ALLOCATION	HISTORICAL ALLOCATION	TRACK RECORD
# 1	VJZ	8.27 %	€500k	€500k	19/11/2020
# 2	ARF	5.28 %	€350k	€350k	30/04/2018
# 3	XOM	4.40 %	€275k	€275k	24/11/2020
# 4	SEB	4.36 %	€210k	€210k	15/02/2022
# 5	NVY	4.27 %	€165k	€165k	07/04/2017
# 6	ZQF	3.56 %	€135k	€135k	12/04/2022
# 7	GNA	3.53 %	€120k	€120k	07/01/2020
# 8	JNE	3.33 %	€110k	€110k	29/10/2018
# 9	WEB	2.92 %	€100k	€100k	08/07/2022
# 10	BSX	2.83 %	€95k	€95k	22/09/2017

Special Mentions September 2023 GOLD ranking

Winner

VJZ

*Best
debutant*

VJZ

*Best
streak*

VJZ

*Biggest
assignment*

SYO

Recipient return in September 2023



Median

1.05%



Highest

8.27% - DARWIN VJZ

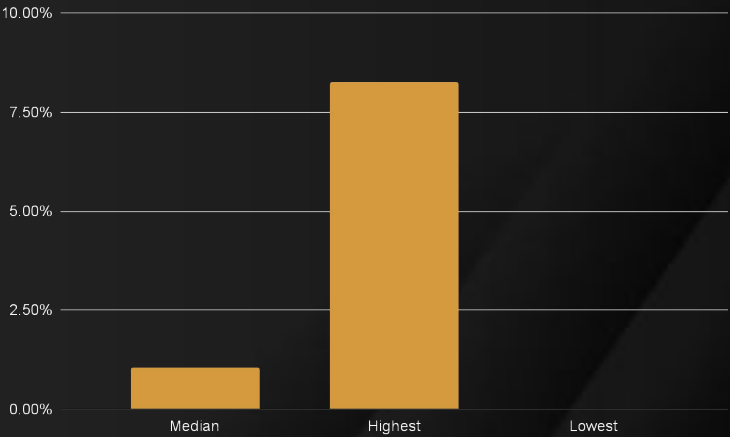


Lowest

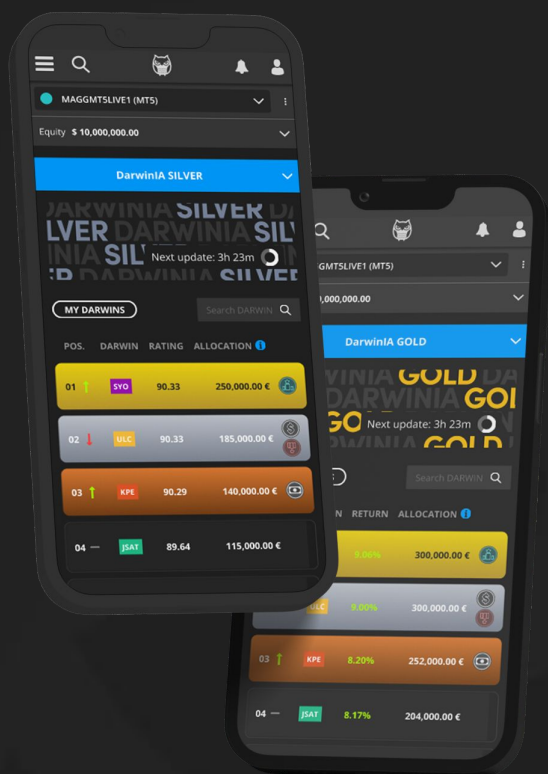
0% - DARWIN SUB



Still got an allocation of €50k



View full ranking



*Thank you for reading the highlights of **DarwinIA SILVER and GOLD** in the last month. We strive to provide you with the most valuable and up-to-date information, and we appreciate your interest and support.*

We look forward to sharing more exciting updates with you next month!

Remember to share your success



darwinex.com

CFDs are complex instruments and come with a high risk of losing money rapidly due to leverage. **60% of retail investor accounts lose money when trading CFDs with this provider.** You should consider whether you understand how CFDs work and whether you can afford to take the high risk of losing your money. Past performance is not an indicator of future results.

The Darwinex® brand and the Darwinex.com domain are commercial names used by Tradeslide Trading Tech Limited, a company regulated by the Financial Conduct Authority (FCA) in the United Kingdom with FRN 586466, with company registration number 08061368 and registered office in Acre House, 11-15 William Road, London NW1 3ER, UK. and by Sapiens Markets EU Sociedad de Valores SA, a company regulated by the Comisión Nacional del Mercado de Valores (CNMV) in Spain under the number 311, with CIF A10537348 and registered office in Calle de Recoletos, 19, Bajo, 28001 Madrid, Spain.