



DarwinIA SILVER & GOLD Recap

OCTOBER 2023

In this factsheet, you'll find a breakdown of the most relevant data on our monthly seed capital allocation programme, DarwinIA SILVER and GOLD, in the last edition. Read on to discover the top 10 DARWINs that ranked highest in both levels and some interesting metrics about the edition.

DarwinIA

SILVER



The level where traders start building their track record

DarwinIA **SILVER** Breakdown

Participants
at the end of
the month



4,333



533

Participants
receiving a seed
capital allocation

Participants receiving
an allocation in their
1st month's
participation



135



€18,110,000

**TOTAL SEED
CAPITAL
ALLOCATED**

PARTICIPANT NATIONALITIES



93 COUNTRIES

TOP 3 COUNTRIES
(receiving allocation)



SPAIN



UK



USA

Top 10 DARWINs in October 2023

PLACE	DARWIN	MONTH RETURN	6M RETURN	6M DRAWDOWN	LATEST ALLOCATION	HISTORICAL ALLOCATION (SILVER)	TRACK RECORD
# 1	TZP	15.20 %	18.09 %	-3.60 %	€350k	€350k	18/09/2023
# 2	WTKS	6.86 %	24.96 %	-5.19 %	€285k	€420k	26/06/2023
# 3	CKNA	5.53 %	21.65 %	-3.46 %	€235k	€460k	14/08/2023
# 4	SXX	11.46 %	15.85 %	-3.07 %	€195k	€195k	02/08/2023
# 5	FOH	6.17 %	26.15 %	-5.96 %	€170k	€250k	07/07/2023
# 6	KSV	8.28 %	16.14 %	-4.01 %	€150k	€150k	15/09/2023
# 7	YSNK	6.43 %	22.73 %	-6.40 %	€135k	€260k	01/06/2023
# 8	FII	10.48 %	19.05 %	-6.74 %	€120k	€120k	02/01/2023
# 9	RXYH	16.02 %	20.82 %	-7.68 %	€105k	€105k	06/09/2023
# 10	VYDO	8.36 %	25.84 %	-8.36 %	€95k	€260k	12/02/2023

Special Mentions October 2023 SILVER ranking

Winner

TZP

*Best
debutant*

TZP

*Best
return*

DQYN

*Best
streak*

DZZQ

* To check any historical performance please search by DARWIN [in the ranking](#).

** Past performance is not a reliable indication of future results.

Recipient return in October 2023



Median

4.27%



Highest

17.02% - DARWIN **DQYN**

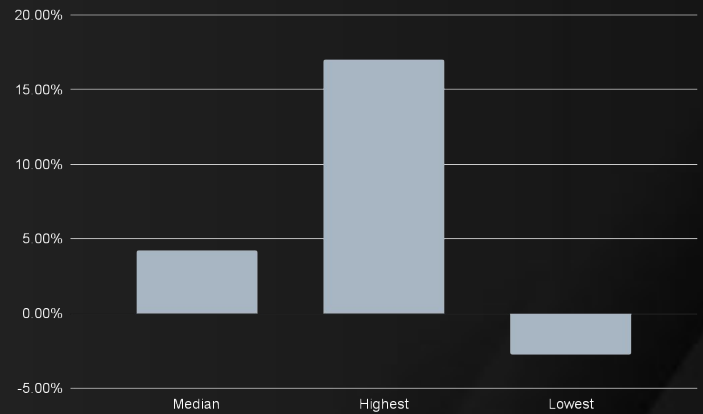


Lowest

-2.77% - DARWIN **ZTAU**



Still got an **allocation** of €25k



6M Recipient Return through October 2023



Median

8.82%



Highest

34.66% - DARWIN **QJMB**

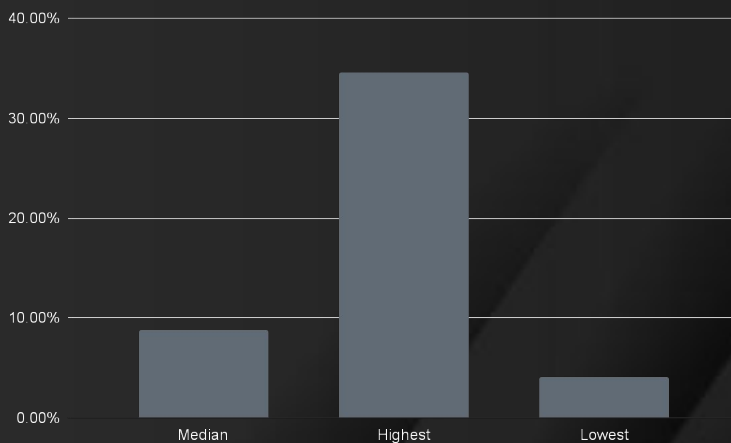


Lowest

4.11% - DARWIN **DSF**



Still got an **allocation** of €25k



6M Recipient Drawdown through October 2023



Median

-5.41%



Highest

-22.99% - DARWIN **QJMB**

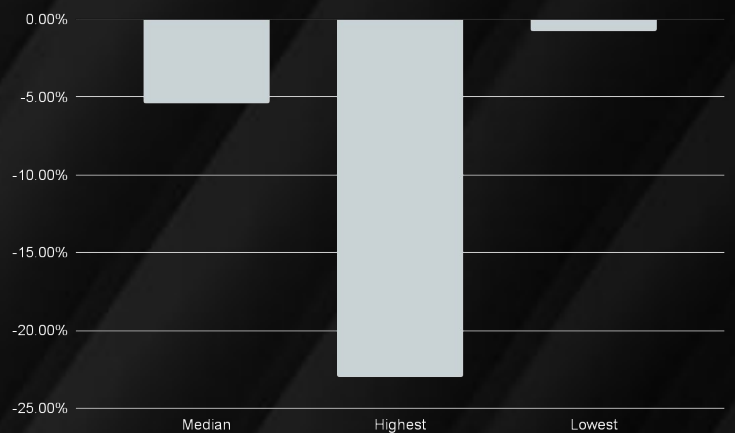


Lowest

-0.81% - DARWIN **IAT**



Still got an **allocation** of €25k



[View full ranking](#)

DarwinIA
GOLD



*The level where traders thrive outperforming the market
month after month*

DarwinIA **GOLD** Breakdown

Participants
at the end of
the month


108



€4,475,000



45

Participants
receiving a seed
capital allocation

**TOTAL SEED
CAPITAL
ALLOCATED**

PARTICIPANT NATIONALITIES



31 COUNTRIES

**TOP 3 COUNTRIES
(receiving allocation)**



SPAIN



CHINA



GERMANY

Top 10 DARWINs in October 2023

PLACE	DARWIN	MONTH RETURN	LATEST ALLOCATION	HISTORICAL ALLOCATION (GOLD)	TRACK RECORD
# 1	DJT	11.33 %	€500k	€500k	10/04/2017
# 2	HQK	8.38 %	€350k	€435k	03/01/2020
# 3	FES	7.58 %	€275k	€275k	29/09/2022
# 4	CAG	5.58 %	€210k	€210k	10/11/2017
# 5	WEB	5.47 %	€165k	€265k	08/07/2022
# 6	YOX	5.45 %	€135k	€135k	10/12/2019
# 7	QIW	5.15 %	€120k	€200k	01/04/2022
# 8	OMQ	4.99 %	€110k	€110k	16/08/2019
# 9	NWQ	4.32 %	€100k	€175k	25/09/2017
# 10	AKN	3.60 %	€95k	€95k	08/04/2022

Special Mentions October 2023 GOLD ranking

Winner

DJT

Best debutant

DJT

Best streak

HQK

Biggest allocation

SYO

* To check any historical performance please search by DARWIN [in the ranking](#).

** Past performance is not a reliable indication of future results.

Recipient return in October 2023



Median

2.10%



Highest

11.33% - DARWIN DJT

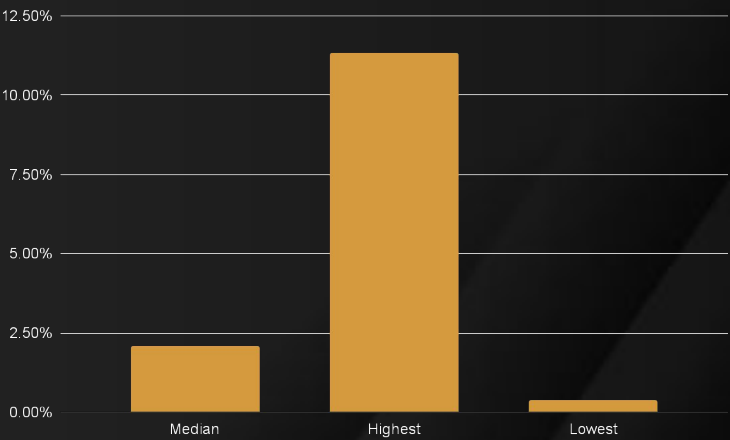


Lowest

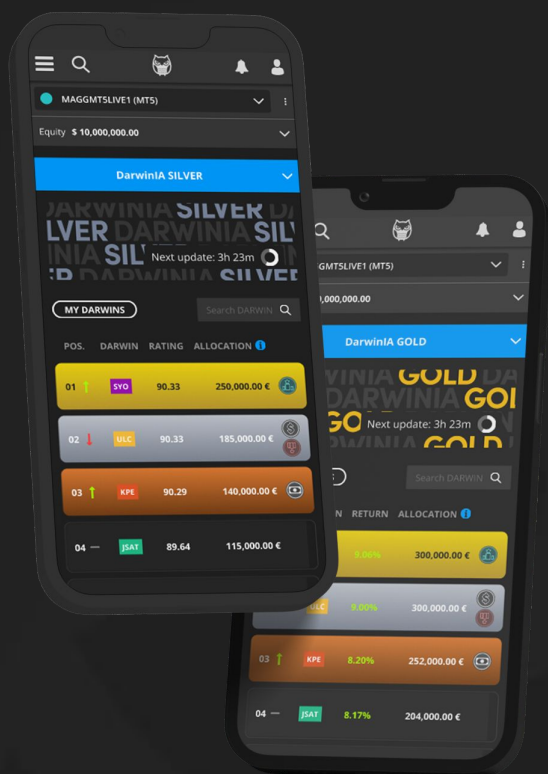
0.38% - DARWIN LWA



Still got an allocation of €50k



[View full ranking](#)



*Thank you for reading the highlights of **DarwinIA SILVER and GOLD** in the last month. We strive to provide you with the most valuable and up-to-date information, and we appreciate your interest and support.*

We look forward to sharing more exciting updates with you next month!

Remember to share your success



darwinex.com

CFDs are complex instruments and come with a high risk of losing money rapidly due to leverage. **60% of retail investor accounts lose money when trading CFDs with this provider.** You should consider whether you understand how CFDs work and whether you can afford to take the high risk of losing your money. Past performance is not an indicator of future results.

Seed capital allocations in DarwinIA SILVER and GOLD are virtual (also called notional) allocations. You can read more about them [here](#).

The Darwinex® brand and the Darwinex.com domain are commercial names used by Tradeslide Trading Tech Limited, a company regulated by the Financial Conduct Authority (FCA) in the United Kingdom with FRN 586466, with company registration number 08061368 and registered office in Acre House, 11-15 William Road, London NW1 3ER, UK. and by Sapiens Markets EU Sociedad de Valores SA, a company regulated by the Comisión Nacional del Mercado de Valores (CNMV) in Spain under the number 311, with CIF A10537348 and registered office in Calle de Recoletos, 19, Bajo, 28001 Madrid, Spain.