



DarwinIA SILVER & GOLD Recap

NOVEMBER 2023

In this factsheet, you'll find a breakdown of the most relevant data on our monthly seed capital allocation programme, DarwinIA SILVER and GOLD, in the last edition. Read on to discover the top 10 DARWINs that ranked highest in both levels and some interesting metrics about the edition.

DarwinIA

SILVER



The level where traders start building their track record

DarwinIA **SILVER** Breakdown

Participants
at the end of
the month



4,418



597

Participants
receiving a seed
capital allocation

Participants receiving
an allocation in their
1st month's
participation

106



€20,715,000

**TOTAL SEED
CAPITAL
ALLOCATED**

PARTICIPANT NATIONALITIES



92 COUNTRIES

TOP 3 COUNTRIES



SPAIN



UK



USA

Top 10 DARWINs in November 2023

PLACE	DARWIN	MONTH RETURN	6M RETURN	6M DRAWDOWN	LATEST ALLOCATION	TRACK RECORD
# 1	ZOU	15.43 %	20.10 %	-3.96 %	€375,000	03/01/2020
# 2	BZME	8.72 %	18.48 %	-4.09 %	€315,000	04/07/2023
# 3	IYO	7.07 %	18.15 %	-3.17 %	€265,000	22/09/2023
# 4	OLRE	13.91 %	21.55 %	-6.17 %	€220,000	28/09/2023
# 5	QKRF	9.59 %	24.67 %	-7.02 %	€190,000	28/08/2023
# 6	RXYH	9.62 %	32.57 %	-7.68 %	€165,000	06/09/2023
# 7	YMZV	5.94 %	20.80 %	-4.93 %	€145,000	01/09/2023
# 8	VUQ	8.86 %	20.74 %	-6.44 %	€130,000	01/04/2022
# 9	TLFH	22.39 %	17.57 %	-5.53 %	€115,000	10/10/2023
# 10	EDEK	8.55 %	22.98 %	-7.51 %	€105,000	08/09/2023

Special Mentions November 2023 SILVER ranking

Winner

ZOU

*Best
debutant*

BZME

*Best
return*

TLFH

*Best
streak*

ZQJN

* To check any historical performance please search by DARWIN [in the ranking](#).

** Past performance is not a reliable indication of future results.

Recipient return in November 2023



Median

3.98%



Highest

22.39% - DARWIN **TLFH**

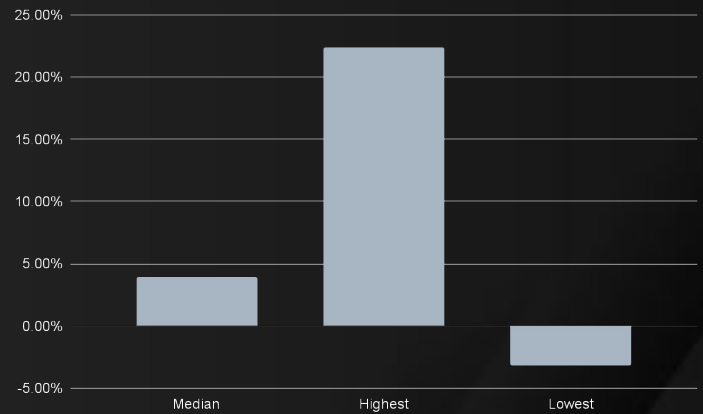


Lowest

-3.17% - DARWIN **QZZ**



Still got an **allocation** of **€25k**



6M Recipient Return through November 2023



Median

9.05%



Highest

32.57% - DARWIN **RXYH**

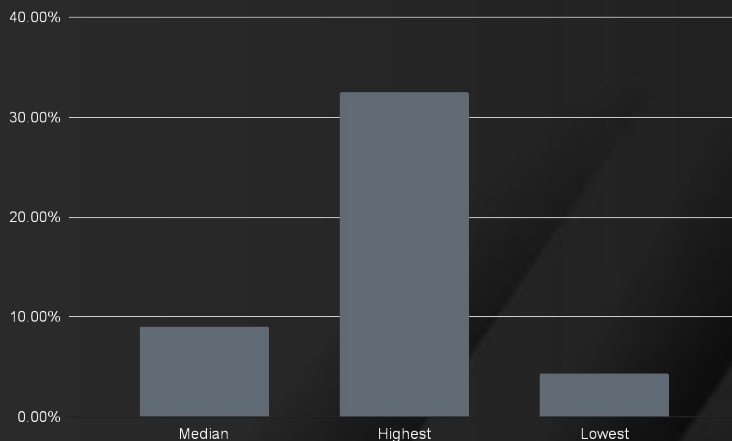


Lowest

4.31% - DARWIN **XEQO**



Still got an **allocation** of **€25k**



6M Recipient Drawdown through November 2023



Median

-5.77%



Highest

-17.97% - DARWIN **XPBY**

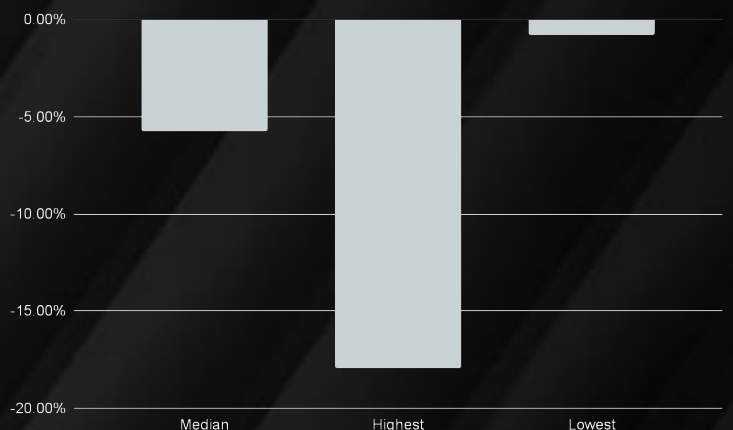


Lowest

-0.81% - DARWIN **IAT**



Still got an **allocation** of **€25k**



[View full ranking](#)

DarwinIA
GOLD



*The level where traders thrive outperforming the market
month after month*

DarwinIA **GOLD** Breakdown

Participants
at the end of
the month



111



€4,475,000



45

Participants
receiving a seed
capital allocation

TOTAL SEED
CAPITAL
ALLOCATED

PARTICIPANT NATIONALITIES



31 COUNTRIES

TOP 3 COUNTRIES



SPAIN



UK



CANADA

Top 10 DARWINs in November 2023

PLACE	DARWIN	MONTH RETURN	LATEST ALLOCATION	TRACK RECORD
# 1	TVS	10.44%	€500,000	07/10/2019
# 2	PFD	8.31%	€350,000	07/07/2017
# 3	UCL	8.26%	€275,000	26/06/2020
# 4	SUG	8.09%	€210,000	06/11/2018
# 5	NLI	7.87%	€165,000	08/01/2021
# 6	WEB	7.10%	€135,000	08/07/2022
# 7	DZZQ	6.90%	€120,000	17/02/2023
# 8	VMB	6.82%	€110,000	05/10/2020
# 9	SEB	6.19%	€100,000	15/02/2022
# 10	PKG	5.70%	€95,000	14/07/2020

Special Mentions November 2023 GOLD ranking

Winner

TVS

*Best
debutant*

NLI

*Best
streak*

SUG

*Biggest
assignment*

VJZ

Recipient return in November 2023



Median

3.10%



Highest

10.45% - DARWIN TVS

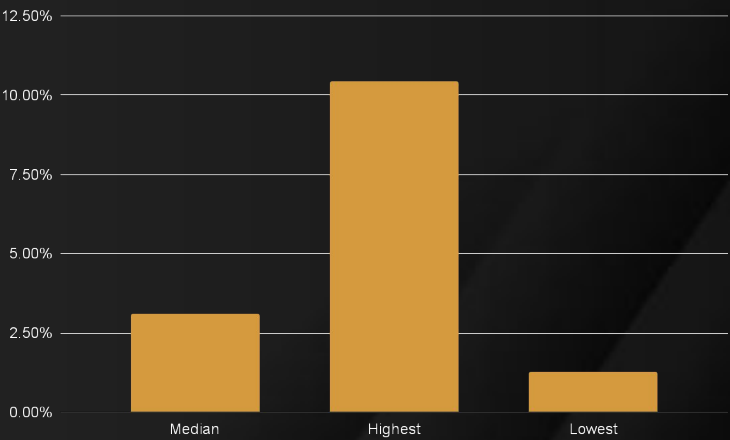


Lowest

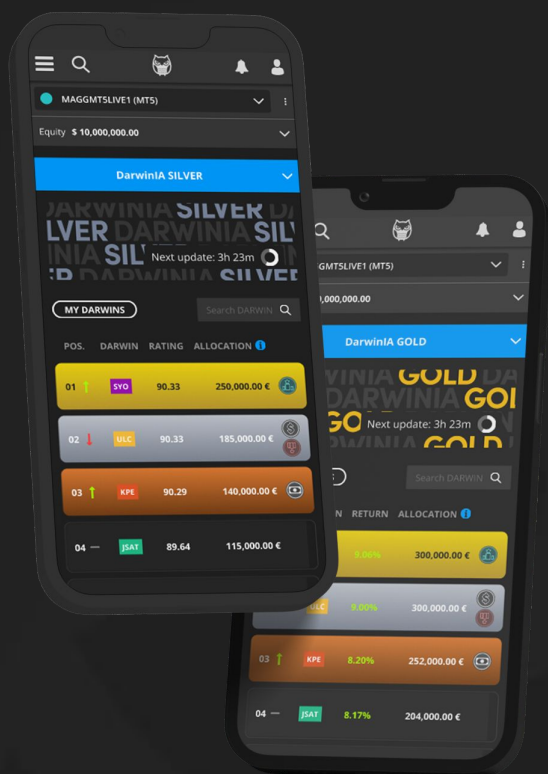
1.28% - DARWIN DQO



Still got an allocation of €50k



[View full ranking](#)



*Thank you for reading the highlights of **DarwinIA SILVER and GOLD** in the last month. We strive to provide you with the most valuable and up-to-date information, and we appreciate your interest and support.*

We look forward to sharing more exciting updates with you next month!

Remember to share your success



darwinex.com

CFDs are complex instruments and come with a high risk of losing money rapidly due to leverage. **60% of retail investor accounts lose money when trading CFDs with this provider.** You should consider whether you understand how CFDs work and whether you can afford to take the high risk of losing your money. Past performance is not an indicator of future results.

Seed capital allocations in DarwinIA SILVER and GOLD are virtual (also called notional) allocations. You can read more about them [here](#).

The Darwinex® brand and the Darwinex.com domain are commercial names used by Tradeslide Trading Tech Limited, a company regulated by the Financial Conduct Authority (FCA) in the United Kingdom with FRN 586466, with company registration number 08061368 and registered office in Acre House, 11-15 William Road, London NW1 3ER, UK. and by Sapiens Markets EU Sociedad de Valores SA, a company regulated by the Comisión Nacional del Mercado de Valores (CNMV) in Spain under the number 311, with CIF A10537348 and registered office in Calle de Recoletos, 19, Bajo, 28001 Madrid, Spain.