



DarwinIA SILVER & GOLD Recap

March 2025

In this factsheet, you'll find a breakdown of the most relevant data on our monthly seed capital allocation programme, DarwinIA SILVER and GOLD, in the last edition. Read on to discover the top 10 DARWINs that ranked highest in both levels and some interesting metrics about the edition.

DarwinIA

SILVER



The level where traders start building their track record

DarwinIA **SILVER** Breakdown

Participants
at the end of
the month



8,707



1,386

DARWINs receiving
a seed capital
allocation

DARWINs receiving an
allocation in their **1st**
month's participation

301



€48,195,000

**TOTAL SEED
CAPITAL
ALLOCATED**

PARTICIPANT NATIONALITIES



92 COUNTRIES

TOP 3 COUNTRIES



SPAIN



UK



ITALY

Top 10 DARWINs in March 2025

PLACE	DARWIN	MONTH RETURN	6M RETURN	6M DRAWDOWN	LATEST ALLOCATION	HISTORICAL ALLOCATION	TRACK RECORD
# 1	BGK	6.41	31.79	-3.77	€375,000	€760,000	27/09/24
# 2	PPWV	9.61	18.33	-2.89	€315,000	€345,000	26/11/24
# 3	ZCTT	7.09	20.98	-3.39	€265,000	€330,000	29/11/24
# 4	AHHF	6.39	26.13	-4.24	€220,000	€280,000	08/11/23
# 5	KODP	20.92	28.83	-6.08	€190,000	€220,000	12/08/24
# 6	TNHH	9.91	18.09	-3.38	€165,000	€225,000	01/11/24
# 7	PMW	7.26	30.68	-5.72	€145,000	€451,831	26/04/19
# 8	YGGW	12.19	18.36	-4.38	€130,000	€250,000	17/05/24
# 9	HQZA	8.51	17.52	-3.42	€115,000	€145,000	24/01/25
# 10	VAJJ	7.90	17.12	-3.02	€110,000	€140,000	10/01/25

Special Mentions SILVER ranking

Winner

BGK

*Best
debutant*

KYBD

*Best
return*

KODP

*Best
streak*

HFPP

* To check any historical performance please search by DARWIN **in the ranking**.

** Past performance is not a reliable indication of future results. All returns are gross, before deducting 1.2% management fees and 20% performance fees.

Recipient return in March 2025



Median

3.38%



Highest

20.92% KODP

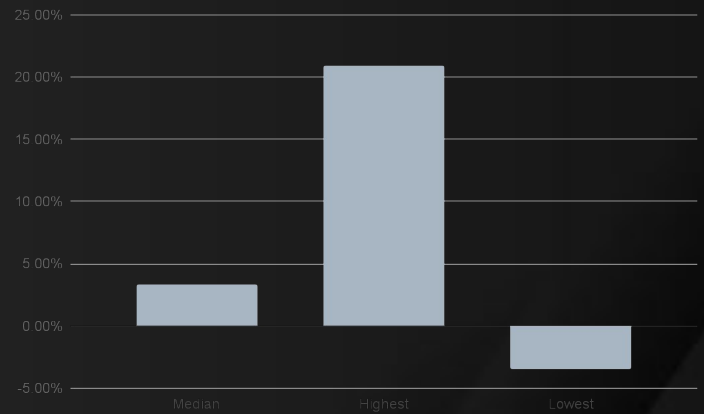


Lowest

-3.45% CFQR



Still got an **allocation** of €30k



6M Recipient Return through March 2025



Median

9.58%



Highest

42.41% LUZF

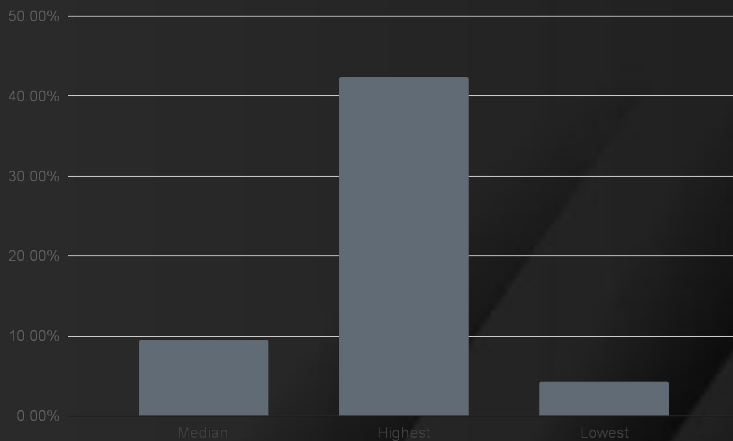


Lowest

4.08% WFBW



Still got an **allocation** of €30k



6M Recipient Drawdown through March 2025



Median

-5.02%



Highest

-16.39% LNGW

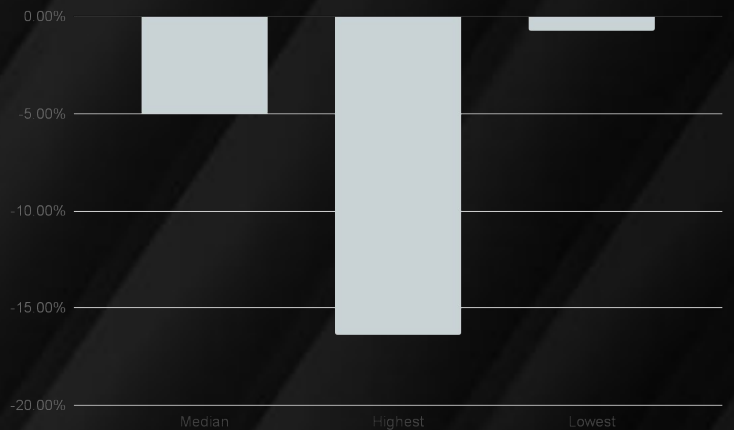


Lowest

-0.74% ESAC



Still got an **allocation** of €30k



[View full ranking](#)

DarwinIA
GOLD



*The level where traders thrive outperforming the market
month after month*

DarwinIA **GOLD** Breakdown

Participants
at the end of
the month



243



€6,930,000



85

DARWINs
receiving a seed
capital allocation

TOTAL SEED
CAPITAL
ALLOCATED

PARTICIPANT NATIONALITIES



49 COUNTRIES


TOP 3 COUNTRIES



SPAIN



UK



CHINA

Top 10 DARWINs in March 2025

PLACE	DARWIN	MONTH RETURN	LATEST ALLOCATION	HISTORICAL ALLOCATION	TRACK RECORD
# 1	DAE	8.12	€500,000	€1,535,000	13/03/23
# 2	TRO	7.87	€350,000	€1,638,175	19/05/17
# 3	ZSJU	7.35	€275,000	€580,000	17/06/24
# 4	PHI	7.05	€210,000	€1,276,358	03/02/15
# 5	NYG	6.85	€170,000	€615,000	28/06/24
# 6	RAT	6.79	€145,000	€1,720,563	20/01/17
# 7	ZNA	6.76	€130,000	€775,000	08/04/22
# 8	HLL	6.60	€125,000	€490,000	13/03/23
# 9	SUW	6.50	€120,000	€490,000	25/08/21
# 10	XWU	6.29	€115,000	€340,000	02/01/24

Special Mentions GOLD ranking

Winner

DAE

Best debutant

ZSJU

Biggest allocation

WMR

Best streak

DAE

* To check any historical performance please search by DARWIN **in the ranking.**

** Past performance is not a reliable indication of future results. All returns are gross, before deducting 1.2% management fees and 20% performance fees.

Recipient return in March 2025



Median

3.16%



Highest

8.13% DAE

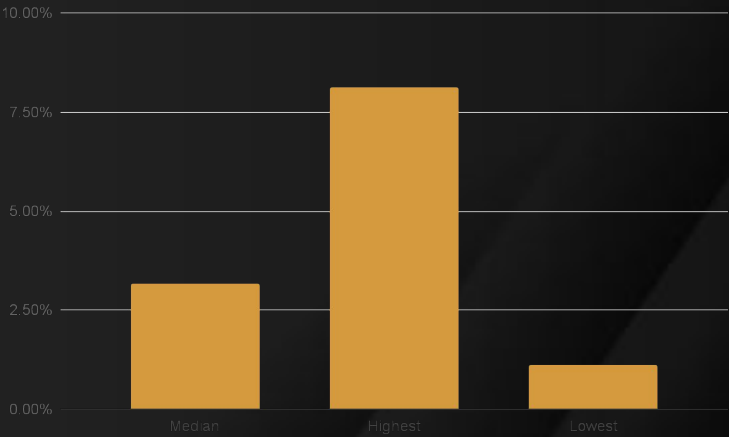


Lowest

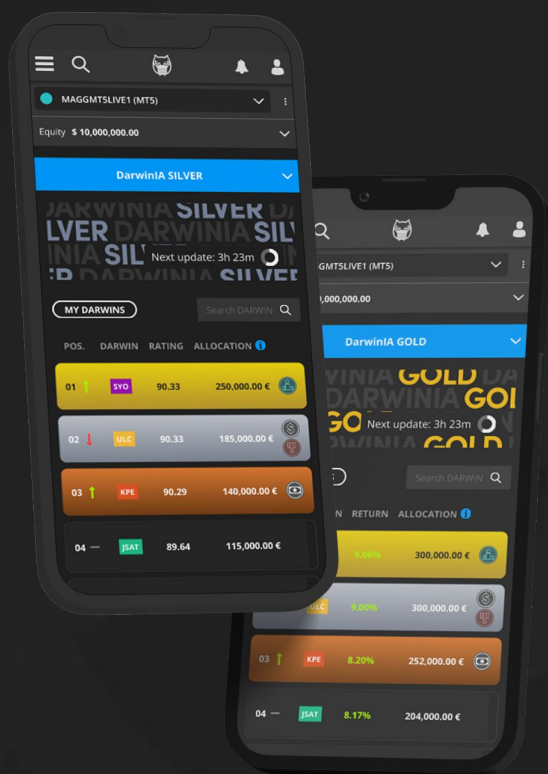
1.12% IME



Still got an allocation of €50k



[View full ranking](#)



*Thank you for reading the highlights of **DarwinIA SILVER and GOLD** in the last month. We strive to provide you with the most valuable and up-to-date information, and we appreciate your interest and support.*

We look forward to sharing more exciting updates with you next month!

Remember to share your success



darwinex.com

CFDs are complex instruments and come with a high risk of losing money rapidly due to leverage. **63% of retail investor accounts lose money when trading CFDs with this provider.** You should consider whether you understand how CFDs work and whether you can afford to take the high risk of losing your money. Past performance is not an indicator of future results.

Seed capital allocations in DarwinIA SILVER and GOLD are virtual (also called notional) allocations. You can read more about them [here](#).

The Darwinex® brand and the Darwinex.com domain are commercial names used by Tradeslide Trading Tech Limited, a company regulated by the Financial Conduct Authority (FCA) in the United Kingdom with FRN 586466 and company registration number 08061368, by Sapiens Markets EU Sociedad de Valores SA, a company regulated by the Comisión Nacional del Mercado de Valores (CNMV) in Spain under the number 311, with CIF A10537348 and by Tradeslide Global Ltd., a company authorised and regulated by the Financial Services Authority (FSA) of Seychelles with number SD171, company registration number 8433817-1.