



DarwinIA SILVER & GOLD Recap

MARCH 2024

In this factsheet, you'll find a breakdown of the most relevant data on our monthly seed capital allocation programme, DarwinIA SILVER and GOLD, in the last edition. Read on to discover the top 10 DARWINs that ranked highest in both levels and some interesting metrics about the edition.

DarwinIA

SILVER



The level where traders start building their track record

DarwinIA SILVER Breakdown

Participants
at the end of
the month



6,729



981

DARWINs receiving
a seed capital
allocation

DARWINs receiving an
allocation in their 1st
month's participation

247



€35,620,000

TOTAL SEED
CAPITAL
ALLOCATED

PARTICIPANT NATIONALITIES



104 COUNTRIES

TOP 3 COUNTRIES



SPAIN



UK



USA

Top 10 DARWINs in March 2024

PLACE	DARWIN	MONTH RETURN	6M RETURN	6M DRAWDOWN	LATEST ALLOCATION	HISTORICAL ALLOCATION	TRACK RECORD
# 1	SVRX	9.40%	24.47%	-4.74%	€375,000	€375,000	04/09/23
# 2	GOW	6.14%	20.06%	-2.80%	€315,000	€315,000	08/01/24
# 3	OBZG	13.61%	26.42%	-6.13%	€265,000	€310,000	24/01/24
# 4	HNGL	8.54%	20.43%	-4.52%	€220,000	€285,000	21/12/23
# 5	PMZ	8.67%	19.35%	-4.35%	€190,000	€632,711	24/09/13
# 6	BAAW	7.46%	20.28%	-4.50%	€165,000	€195,000	01/05/23
# 7	UHQN	7.33%	23.03%	-5.69%	€145,000	€200,000	25/04/23
# 8	KRMO	12.20%	15.95%	-3.02%	€130,000	€130,000	14/02/24
# 9	AKWA	9.94%	21.30%	-6.13%	€115,000	€150,000	03/01/24
# 10	NMUV	18.40%	25.37%	-7.17%	€110,000	€140,000	01/02/24

Special Mentions March 2024 SILVER ranking

Winner

SVRX

*Best
debutant*

GOW

*Best
return*

GMJR

*Best
streak*

FDVT

* To check any historical performance please search by DARWIN in the ranking.

** Past performance is not a reliable indication of future results.

Recipient return in March 2024



Median

3.10%



Highest

19.78% - DARWIN **GMJR**

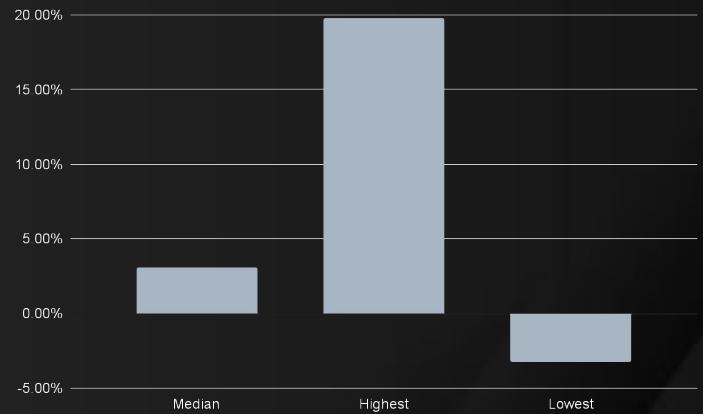


Lowest

-3.27% - DARWIN **BNGN**



Still got an **allocation** of €30k



6M Recipient Return through March 2024



Median

10.05%



Highest

44.64% - DARWIN **EGML**

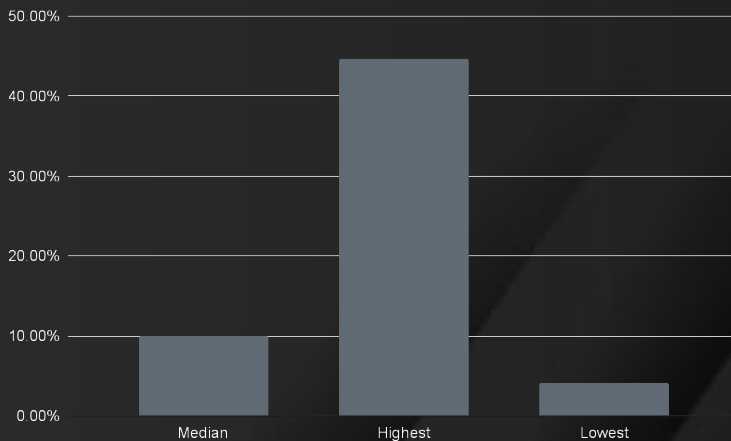


Lowest

4.07% - DARWIN **UEHU**



Still got an **allocation** of €30k



6M Recipient Drawdown through March 2024



Median

- 5.35%



Highest

-16.99% - DARWIN **PDNA**

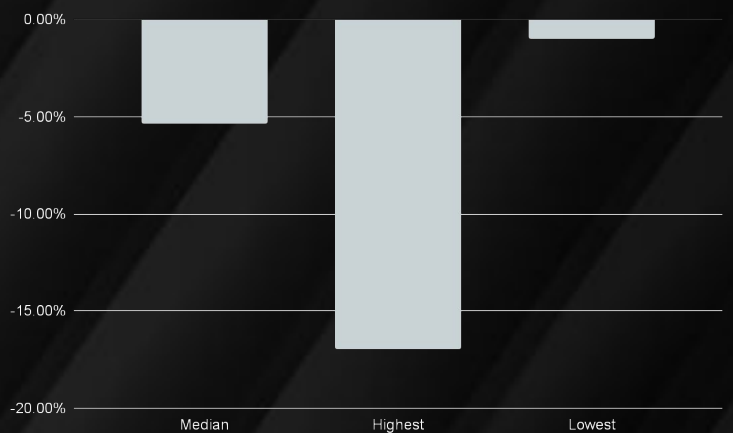


Lowest

-0.98% - DARWIN **ZLXV**



Still got an **allocation** of €30k



[View full ranking](#)

DarwinIA
GOLD



*The level where traders thrive outperforming the market
month after month*

DarwinIA **GOLD** Breakdown

Participants
at the end of
the month


164



€5,780,000



62

**DARWINS
receiving a seed
capital allocation**

**TOTAL SEED
CAPITAL
ALLOCATED**

PARTICIPANT NATIONALITIES



39 COUNTRIES

TOP 3 COUNTRIES



SPAIN



UK



AUSTRIA

Top 10 DARWINs in March 2024

PLACE	DARWIN	MONTH RETURN	LATEST ALLOCATION	HISTORICAL ALLOCATION	TRACK RECORD
# 1	HQK	12.51%	€500,000	€1,771,712	03/01/20
# 2	SZG	9.59%	€350,000	€518,464	25/11/22
# 3	TVS	7.38%	€275,000	€3,159,045	07/10/19
# 4	CFZ	7.18%	€210,000	€270,000	31/12/21
# 5	DIG	7.10%	€170,000	€297,233	07/06/19
# 6	JTL	6.66%	€145,000	€3,709,000	06/08/19
# 7	MNX	6.05%	€130,000	€755,000	18/11/21
# 8	OMQ	5.54%	€125,000	€309,257	16/08/19
# 9	ILC	5.41%	€120,000	€120,000	28/07/20
# 10	NVI	4.58%	€115,000	€1,041,852	05/04/19

Special Mentions March 2024 GOLD ranking

Winner

HQK

Best debutant

DIG

Biggest assignment

TVS

Best streak

CKV

* To check any historical performance please search by DARWIN [in the ranking](#).

** Past performance is not a reliable indication of future results.

Recipient return in March 2024



Median

2.33%



Highest

12.52% - DARWIN HQK

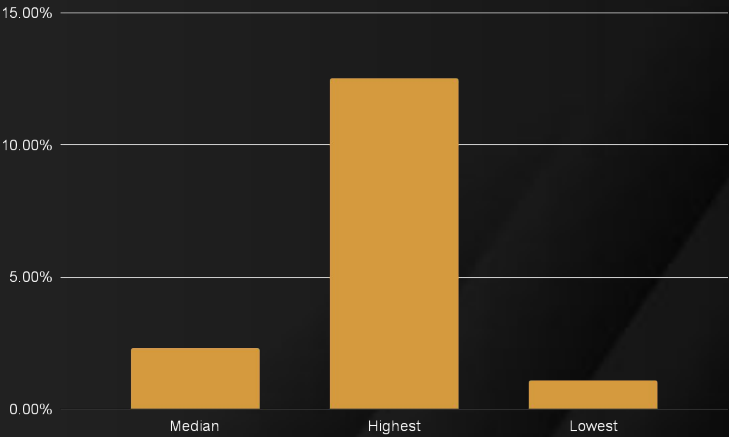


Lowest

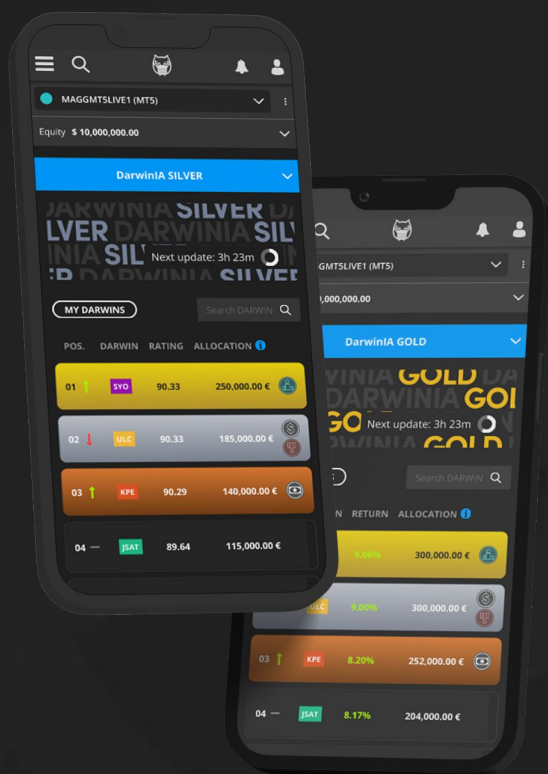
1.09% - DARWIN PYR



Still got an allocation of €50k



[View full ranking](#)



*Thank you for reading the highlights of **DarwinIA SILVER and GOLD** in the last month. We strive to provide you with the most valuable and up-to-date information, and we appreciate your interest and support.*

We look forward to sharing more exciting updates with you next month!

Remember to share your success



darwinex.com

CFDs are complex instruments and come with a high risk of losing money rapidly due to leverage. **56% of retail investor accounts lose money when trading CFDs with this provider.** You should consider whether you understand how CFDs work and whether you can afford to take the high risk of losing your money. Past performance is not an indicator of future results.

Seed capital allocations in DarwinIA SILVER and GOLD are virtual (also called notional) allocations. You can read more about them [here](#).

The Darwinex® brand and the Darwinex.com domain are commercial names used by Tradeslide Trading Tech Limited, a company regulated by the Financial Conduct Authority (FCA) in the United Kingdom with FRN 586466, with company registration number 08061368 and registered office in Acre House, 11-15 William Road, London NW1 3ER, UK. and by Sapiens Markets EU Sociedad de Valores SA, a company regulated by the Comisión Nacional del Mercado de Valores (CNMV) in Spain under the number 311, with CIF A10537348 and registered office in Calle de Recoletos, 19, Bajo, 28001 Madrid, Spain.