



DarwinIA SILVER & GOLD Recap

June 2025

In this factsheet, you'll find a breakdown of the most relevant data on our monthly seed capital allocation programme, DarwinIA SILVER and GOLD, in the last edition. Read on to discover the top 10 DARWINs that ranked highest in both levels and some interesting metrics about the edition.

DarwinIA

SILVER



The level where traders start building their track record

DarwinIA SILVER Breakdown

Participants
at the end of
the month



8,881



1,356

DARWINs receiving
a seed capital
allocation

DARWINs receiving an
allocation in their 1st
month's participation

208



€47,295,000

**TOTAL SEED
CAPITAL
ALLOCATED**

PARTICIPANT NATIONALITIES



90 COUNTRIES

TOP 3 COUNTRIES



SPAIN



UK



ITALY

Top 10 DARWINs in June 2025

PLACE	DARWIN	MONTH RETURN	6M RETURN	6M DRAWDOWN	LATEST ALLOCATION	HISTORICAL ALLOCATION	TRACK RECORD
# 1	OObU	13.09	33.07	-2.56	€375,000.00	€450,000.00	03/02/25
# 2	HENG	8.88	21.15	-2.09	€315,000.00	€370,000.00	28/04/25
# 3	JNFX	11.33	19.88	-2.46	€265,000.00	€265,000.00	09/05/25
# 4	KIWI	13.50	18.91	-2.03	€220,000.00	€220,000.00	15/05/25
# 5	QFKQ	11.67	17.82	-1.74	€190,000.00	€190,000.00	16/05/25
# 6	ZILC	15.13	18.10	-2.52	€165,000.00	€165,000.00	23/05/25
# 7	XGXH	5.79	22.04	-2.26	€145,000.00	€245,000.00	25/04/25
# 8	GFUJ	11.42	21.46	-4.47	€130,000.00	€130,000.00	04/11/24
# 9	MHAE	16.75	17.52	-2.55	€115,000.00	€115,000.00	30/04/25
# 10	TZSY	6.27	18.92	-1.33	€110,000.00	€110,000.00	25/04/25

Special Mentions SILVER ranking

Winner

OObU

*Best
debutant*

JNFX

*Best
return*

MHAE

*Best
streak*

RDQS

* To check any historical performance please search by DARWIN **in the ranking.**

** Past performance is not a reliable indication of future results. All returns are gross, before deducting 1.2% management fees and 20% performance fees.

Recipient return in June 2025



Median

2.51%



Highest

16.75% MHAЕ

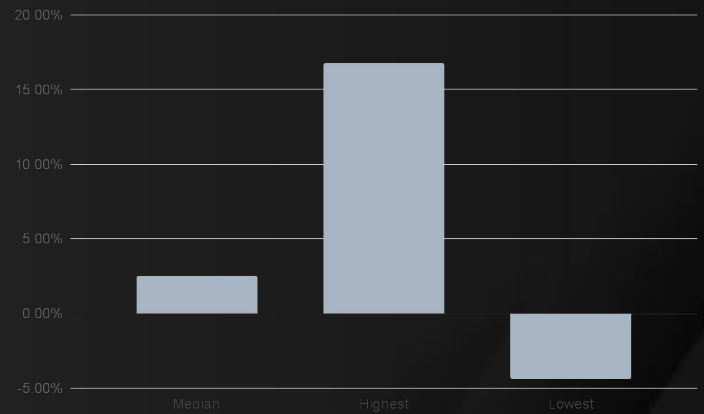


Lowest

-4.40% RZЕV



Still got an **allocation** of €30k



6M Recipient Return through June 2025



Median

10.47%



Highest

37.01% DWOW

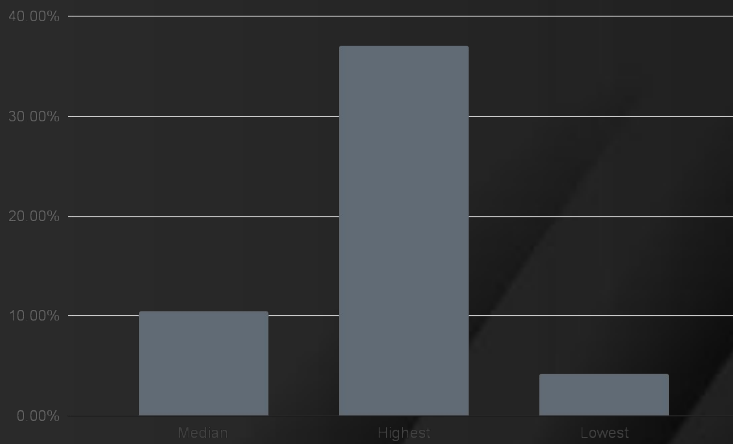


Lowest

4.22% DHKH



Still got an **allocation** of €30k



6M Recipient Drawdown through June 2025



Median

-4.95%



Highest

-19.78% LWBE

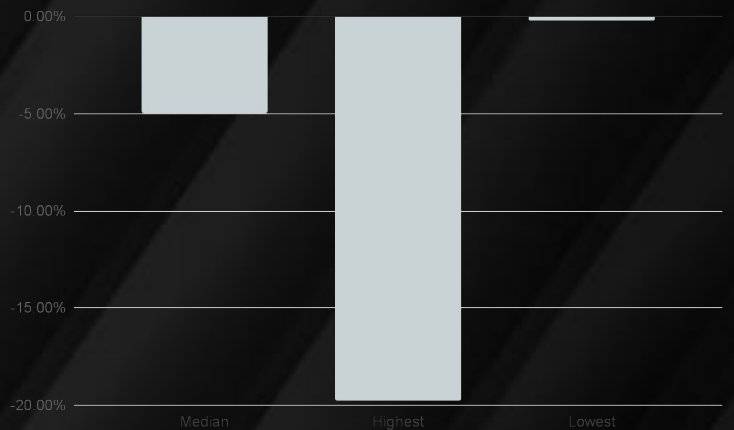


Lowest

-0.24% CXWN



Still got an **allocation** of €30k



[View full ranking](#)

DarwinIA
GOLD



*The level where traders thrive outperforming the market
month after month*

DarwinIA **GOLD** Breakdown

Participants
at the end of
the month



289



€7,480,000



96

DARWINS
receiving a seed
capital allocation

TOTAL SEED
CAPITAL
ALLOCATED

PARTICIPANT NATIONALITIES



52 COUNTRIES

TOP 3 COUNTRIES



SPAIN



UK



NETHERLANDS

Top 10 DARWINs in June 2025

PLACE	DARWIN	MONTH RETURN	LATEST ALLOCATION	HISTORICAL ALLOCATION	TRACK RECORD
# 1	WISI	11.28	€500,000.00	€1,140,000.00	23/05/24
# 2	YYGW	7.43	€350,000.00	€720,000.00	17/05/24
# 3	TXRT	6.58	€275,000.00	€775,000.00	23/05/24
# 4	UZJ	4.73	€210,000.00	€1,673,969.43	18/08/20
# 5	ABKB	4.61	€170,000.00	€335,000.00	01/12/23
# 6	FWB	4.14	€145,000.00	€454,053.91	20/03/15
# 7	CGUT	4.13	€130,000.00	€595,000.00	25/07/24
# 8	VVNP	4.00	€125,000.00	€955,000.00	20/12/23
# 9	TVTA	3.94	€120,000.00	€335,000.00	12/08/24
# 10	ZNA	3.83	€115,000.00	€890,000.00	08/04/22

Special Mentions GOLD ranking

Winner

WISI

Best debutant

ABKB

Biggest allocation

DAE

Best streak

TXRT

* To check any historical performance please search by DARWIN **in the ranking.**

** Past performance is not a reliable indication of future results. All returns are gross, before deducting 1.2% management fees and 20% performance fees.

Recipient return in June 2025



Median

2.13%



Highest

11.28% WISI

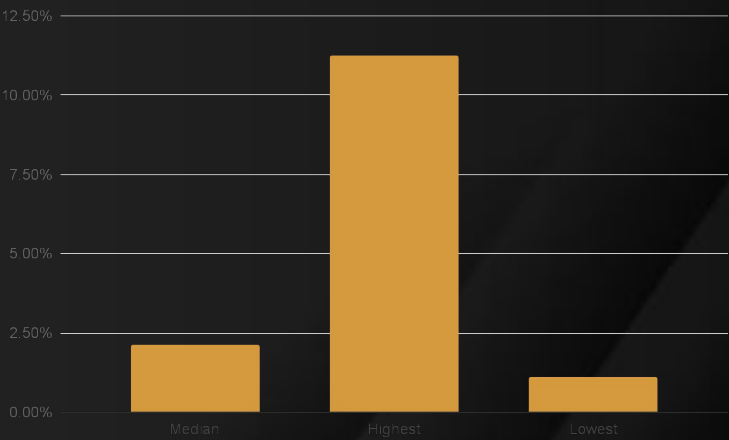


Lowest

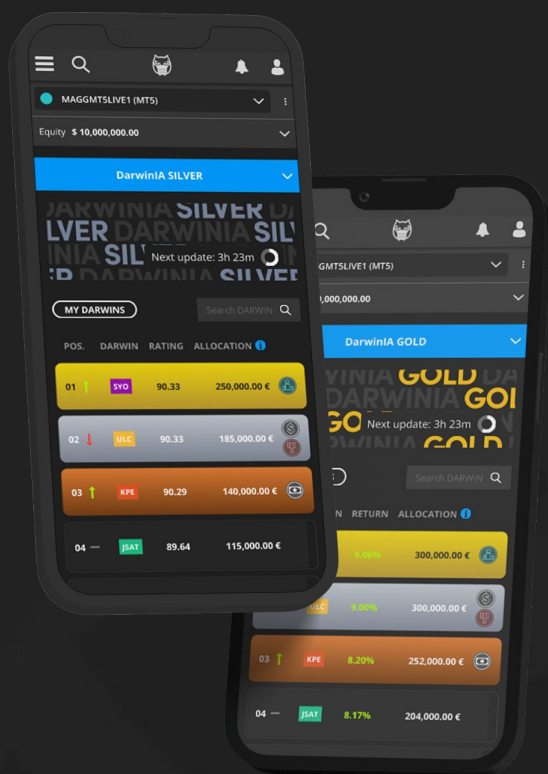
1.13% TBWX



Still got an allocation of €50k



[View full ranking](#)



*Thank you for reading the highlights of **DarwinIA SILVER and GOLD** in the last month. We strive to provide you with the most valuable and up-to-date information, and we appreciate your interest and support.*

We look forward to sharing more exciting updates with you next month!

Remember to share your success



darwinex.com

CFDs are complex instruments and come with a high risk of losing money rapidly due to leverage. **65% of retail investor accounts lose money when trading CFDs with this provider.** You should consider whether you understand how CFDs work and whether you can afford to take the high risk of losing your money. Past performance is not an indicator of future results.

Seed capital allocations in DarwinIA SILVER and GOLD are virtual (also called notional) allocations. You can read more about them [here](#).

The Darwinex® brand and the Darwinex.com domain are commercial names used by Tradeslide Trading Tech Limited, a company regulated by the Financial Conduct Authority (FCA) in the United Kingdom with FRN 586466 and company registration number 08061368, by Sapiens Markets EU Sociedad de Valores SA, a company regulated by the Comisión Nacional del Mercado de Valores (CNMV) in Spain under the number 311, with CIF A10537348 and by Tradeslide Global Ltd., a company authorised and regulated by the Financial Services Authority (FSA) of Seychelles with number SD171, company registration number 8433817-1.