



DarwinIA SILVER & GOLD Recap

FEBRUARY 2024

In this factsheet, you'll find a breakdown of the most relevant data on our monthly seed capital allocation programme, DarwinIA SILVER and GOLD, in the last edition. Read on to discover the top 10 DARWINs that ranked highest in both levels and some interesting metrics about the edition.

DarwinIA

SILVER



The level where traders start building their track record

DarwinIA SILVER Breakdown

Participants
at the end of
the month



5,655



985

DARWINs receiving
a seed capital
allocation

DARWINs receiving an
allocation in their 1st
month's participation

211



€35,740,000

TOTAL SEED
CAPITAL
ALLOCATED

PARTICIPANT NATIONALITIES



96 COUNTRIES

TOP 3 COUNTRIES



SPAIN



UK



USA

Top 10 DARWINs in February 2024

PLACE	DARWIN	MONTH RETURN	6M RETURN	6M DRAWDOWN	LATEST ALLOCATION	HISTORICAL ALLOCATION	TRACK RECORD
# 1	PRMT	8.24 %	21.12 %	-3.01 %	€375,000	€445,000	28/12/2023
# 2	OBON	9.45 %	20.28 %	-3.49 %	€315,000	€365,000	02/01/2024
# 3	VGFL	5.96 %	25.96 %	-3.55 %	€265,000	€450,000	23/11/2023
# 4	CVSH	13.49 %	24.6 %	-5.48 %	€220,000	€265,000	28/12/2023
# 5	ZRXG	9.21 %	17.08 %	-2.44 %	€190,000	€190,000	09/01/2024
# 6	OPGQ	7.72 %	19.83 %	-4.32 %	€165,000	€215,000	01/12/2023
# 7	AKAI	8.64 %	18.35 %	-3.92 %	€145,000	€180,000	17/11/2023
# 8	ZADM	8.48 %	20.9 %	-5.18 %	€130,000	€180,000	11/12/2023
# 9	PRT	11.22 %	25.83 %	-6.78 %	€115,000	€150,000	24/12/2021
# 10	SXK	14.29 %	28.57 %	-7.05%	€110,000	€110,000	04/08/2023

Special Mentions February 2024 SILVER ranking

Winner

PRMT

*Best
debutant*

ZRXG

*Best
return*

IQFI

*Best
streak*

FRYC

* To check any historical performance please search by DARWIN [in the ranking](#).

** Past performance is not a reliable indication of future results.

Recipient return in February 2024



Median

3.48%



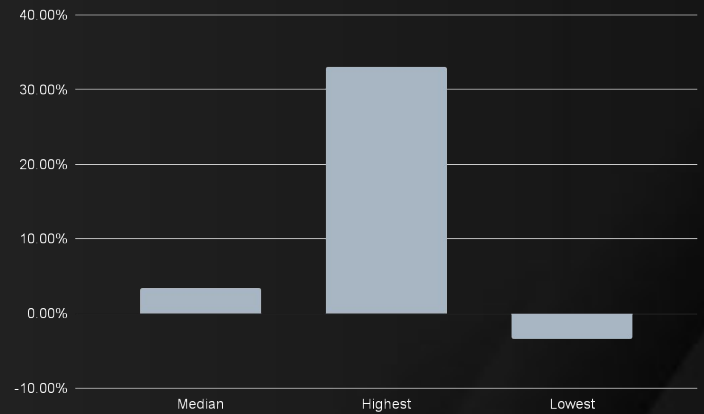
Highest

33.03% - DARWIN IQFI



Lowest

-3.37% - DARWIN MFQ



Still got an **allocation** of €30k

6M Recipient Return through February 2024



Median

10%



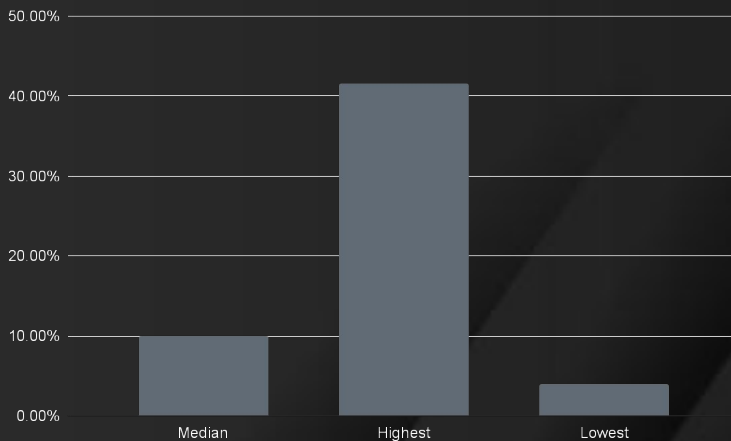
Highest

41.69% - DARWIN OLRE



Lowest

4.02% - DARWIN HUMR



Still got an **allocation** of €30k

6M Recipient Drawdown through February 2024



Median

- 5.52%



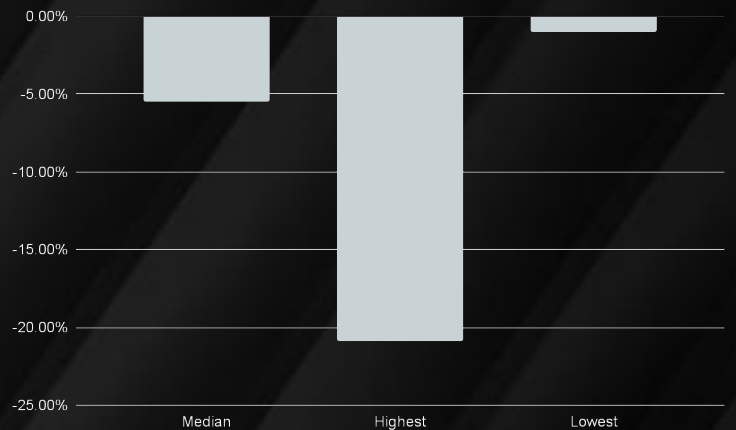
Highest

-20.92% - DARWIN QKRF



Lowest

-1.03% - DARWIN XAVW



Still got an **allocation** of €30k

[View full ranking](#)

DarwinIA
GOLD



*The level where traders thrive outperforming the market
month after month*

DarwinIA **GOLD** Breakdown

Participants
at the end of
the month



141



€4,725,000



50

DARWINS
receiving a seed
capital allocation

TOTAL SEED
CAPITAL
ALLOCATED

PARTICIPANT NATIONALITIES



33 COUNTRIES

TOP 3 COUNTRIES



SPAIN



UK



GERMANY

Top 10 DARWINs in February 2024

PLACE	DARWIN	MONTH RETURN	LATEST ALLOCATION	HISTORICAL ALLOCATION	TRACK RECORD
# 1	UZJ	8.96 %	€500,000	€858,969.43	18/08/2020
# 2	FUU	8.94 %	€350,000	€571,195.08	07/02/2020
# 3	GKE	8.69 %	€275,000	€1,082,461.04	24/01/2020
# 4	VOQ	8.31 %	€210,000	€355,000	27/08/2021
# 5	SDKK	6.84 %	€165,000	€565,000	04/05/2023
# 6	DAE	6.22 %	€135,000	€370,000	13/03/2023
# 7	USI	5.94 %	€120,000	€1,978,657.90	22/06/2018
# 8	TVS	5.85 %	€110,000	€2,884,045.07	07/10/2019
# 9	YUD	5.77 %	€100,000	€348,763.97	02/05/2022
# 10	KNT	5.76 %	€95,000	€738,627.95	14/12/2020

Special Mentions February 2024 GOLD ranking

Winner

UZJ

*Best
debutant*

FUU

*Best
streak*

CKV

*Biggest
assignment*

WEB

* To check any historical performance please search by DARWIN [in the ranking](#).

** Past performance is not a reliable indication of future results.

Recipient return in February 2024



Median
2.80%



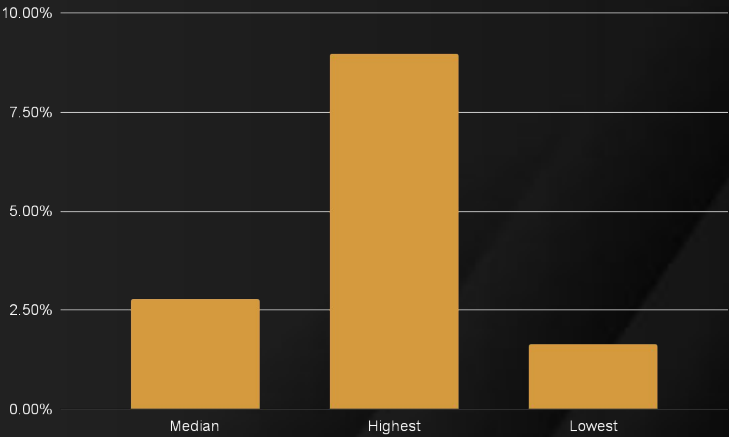
Highest
8.96% - DARWIN UZJ



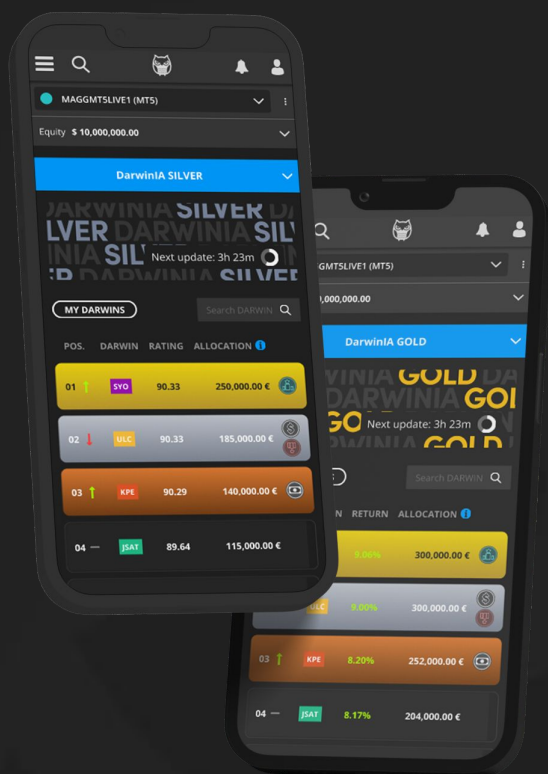
Lowest
1.63% - DARWIN ZKIY



Still got an **allocation** of €50k



[View full ranking](#)



*Thank you for reading the highlights of **DarwinIA SILVER and GOLD** in the last month. We strive to provide you with the most valuable and up-to-date information, and we appreciate your interest and support.*

We look forward to sharing more exciting updates with you next month!

Remember to share your success



darwinex.com

CFDs are complex instruments and come with a high risk of losing money rapidly due to leverage. **56% of retail investor accounts lose money when trading CFDs with this provider.** You should consider whether you understand how CFDs work and whether you can afford to take the high risk of losing your money. Past performance is not an indicator of future results.

Seed capital allocations in DarwinIA SILVER and GOLD are virtual (also called notional) allocations. You can read more about them [here](#).

The Darwinex® brand and the Darwinex.com domain are commercial names used by Tradeslide Trading Tech Limited, a company regulated by the Financial Conduct Authority (FCA) in the United Kingdom with FRN 586466, with company registration number 08061368 and registered office in Acre House, 11-15 William Road, London NW1 3ER, UK. and by Sapiens Markets EU Sociedad de Valores SA, a company regulated by the Comisión Nacional del Mercado de Valores (CNMV) in Spain under the number 311, with CIF A10537348 and registered office in Calle de Recoletos, 19, Bajo, 28001 Madrid, Spain.