



DarwinIA SILVER & GOLD Recap

AUGUST 2024

In this factsheet, you'll find a breakdown of the most relevant data on our monthly seed capital allocation programme, DarwinIA SILVER and GOLD, in the last edition. Read on to discover the top 10 DARWINs that ranked highest in both levels and some interesting metrics about the edition.

DarwinIA

SILVER



The level where traders start building their track record

DarwinIA SILVER Breakdown

Participants
at the end of
the month



7,293



1,112

DARWINs receiving
a seed capital
allocation

DARWINs receiving an
allocation in their **1st**
month's participation

212



€39,975,000

**TOTAL SEED
CAPITAL
ALLOCATED**

PARTICIPANT NATIONALITIES



97 COUNTRIES

TOP 3 COUNTRIES



SPAIN



UK



USA

Top 10 DARWINs in August 2024

PLACE	DARWIN	MONTH RETURN	6M RETURN	6M DRAWDOWN	LATEST ALLOCATION	HISTORICAL ALLOCATION	TRACK RECORD
# 1	MSDK	18.19 %	20.48 %	-1.49 %	€375,000	€375,000	10/07/24
# 2	ATWF	8.67 %	20.91 %	-3.15 %	€315,000	€375,000	03/06/24
# 3	OSC	17.88 %	18.43 %	-2.92 %	€265,000	€290,000	19/11/21
# 4	FVX	10.69 %	26.85 %	-5.89 %	€220,000	€340,000	10/02/23
# 5	AFEH	5.37 %	26.04 %	-3.52 %	€190,000	€500,000	18/12/23
# 6	INDS	9.51 %	18.59 %	-4.07 %	€165,000	€165,000	11/07/24
# 7	PTE	6.94 %	20.50 %	-4.31 %	€145,000	€210,000	20/04/20
# 8	IGZD	8.24 %	32.42 %	-6.33 %	€130,000	€190,000	11/04/23
# 9	PCLQ	5.81 %	18.61 %	-2.28 %	€115,000	€165,000	27/05/24
# 10	FPAE	7.19 %	18.07 %	-3.56 %	€110,000	€170,000	29/04/24

Special Mentions August 2024 SILVER ranking

Winner

MSDK

*Best
debutant*

MSDK

*Best
return*

MSDK

*Best
streak*

YHLF

* To check any historical performance please search by DARWIN **in the ranking**.

** Past performance is not a reliable indication of future results. All returns are gross, before deducting 1.2% management fees and 20% performance fees.

Recipient return in August 2024



Median

3.30%



Highest

18.19% - DARWIN MSDK

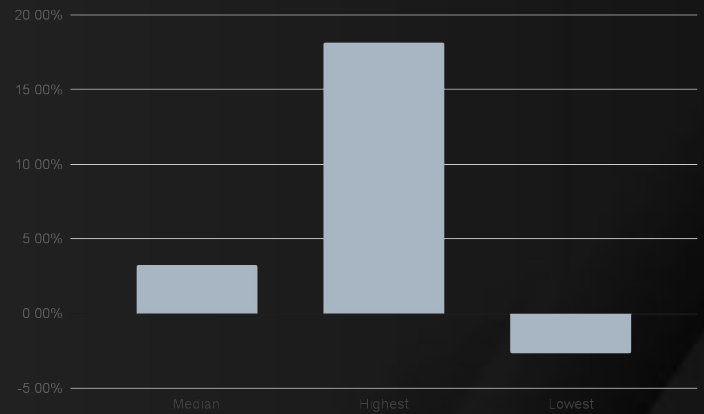


Lowest

-2.66% - DARWIN ITAX



Still got an **allocation** of €30k



6M Recipient Return through August 2024



Median

9.83%



Highest

37.59% - DARWIN PVKS

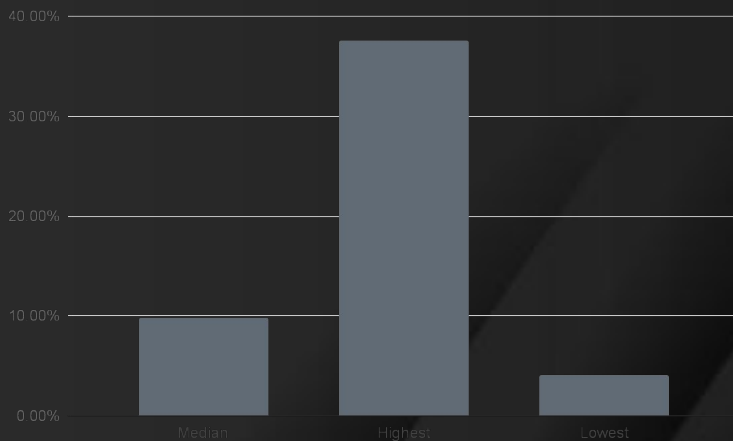


Lowest

4.06% - DARWIN JQVG



Still got an **allocation** of €30k



6M Recipient Drawdown through August 2024



Median

-5.57%



Highest

-26.71% - DARWIN TWGL

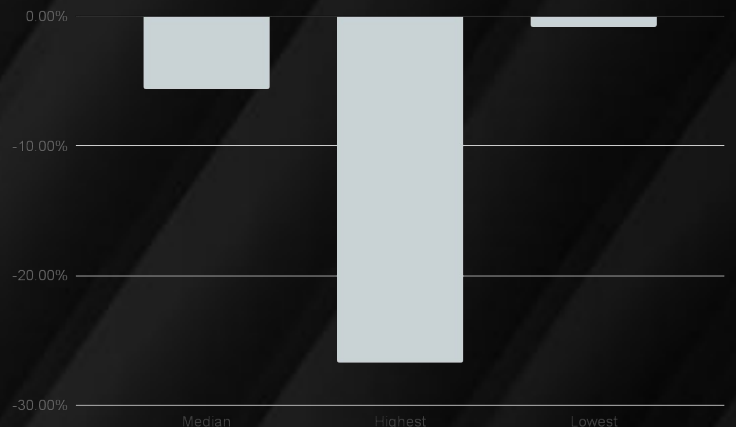


Lowest

-0.84% - DARWIN JVCW



Still got an **allocation** of €30k



[View full ranking](#)

DarwinIA
GOLD



*The level where traders thrive outperforming the market
month after month*

DarwinIA **GOLD** Breakdown

Participants
at the end of
the month



168



€5,780,000



62

**DARWINS
receiving a seed
capital allocation**

**TOTAL SEED
CAPITAL
ALLOCATED**

PARTICIPANT NATIONALITIES



39 COUNTRIES

TOP 3 COUNTRIES



SPAIN



ITALY



GERMANY

Top 10 DARWINs in August 2024

PLACE	DARWIN	MONTH RETURN	LATEST ALLOCATION	HISTORICAL ALLOCATION	TRACK RECORD
# 1	ELX	7.52 %	€500,000	€655,000	22/09/22
# 2	AIK	7.07 %	€350,000	€745,000	29/08/22
# 3	DWS	6.65 %	€275,000	€1,345,742+	30/10/19
# 4	CZY	6.64 %	€210,000	€1,294,496+	01/02/19
# 5	SYO	5.68 %	€170,000	€4,436,000	02/12/16
# 6	YUN	5.20 %	€145,000	€265,462+	17/04/20
# 7	PHB	4.71 %	€130,000	€675,000	05/05/23
# 8	CMU	4.70 %	€125,000	€482,067+	07/01/22
# 9	PIP	4.52 %	€120,000	€502,150+	15/02/22
# 10	SUG	4.25 %	€115,000	€3,139,323+	06/11/18

Special Mentions August 2024 GOLD ranking

Winner

ELX

Best debutant

MQOH

Biggest assignment

UZJ

Best streak

PFD

* To check any historical performance please search by DARWIN **in the ranking.**

** Past performance is not a reliable indication of future results. All returns are gross, before deducting 1.2% management fees and 20% performance fees.

Recipient return in August 2024



Median

2.54%



Highest

7.52% - DARWIN ELX

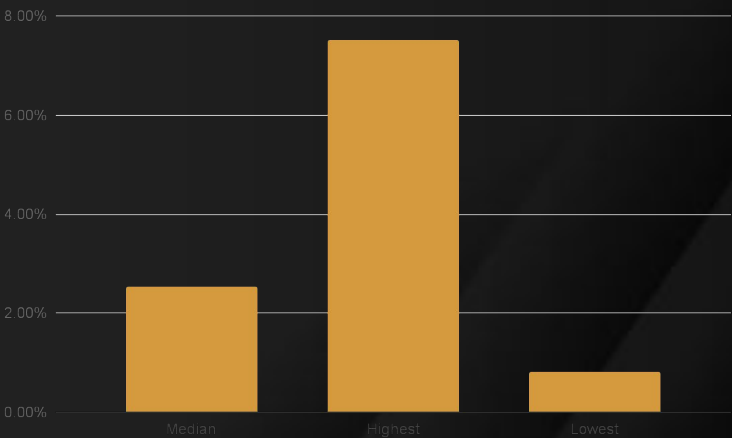


Lowest

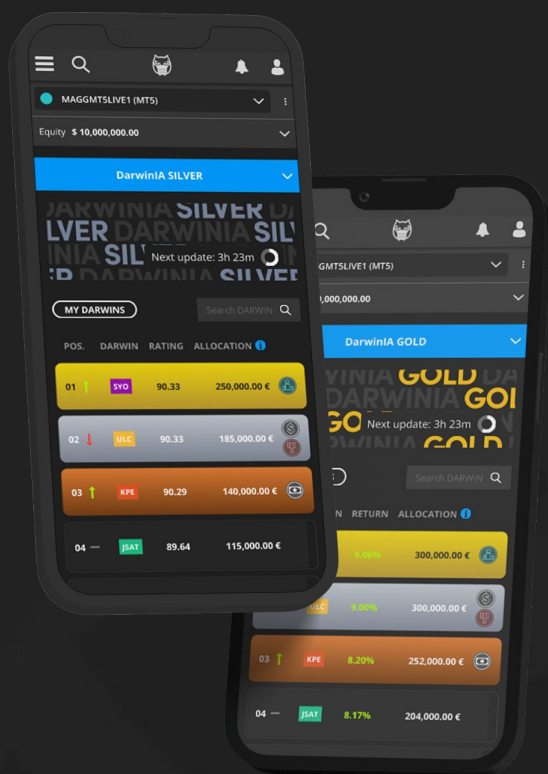
0.81% - DARWIN PZQ



Still got an **allocation** of €50k



[View full ranking](#)



*Thank you for reading the highlights of **DarwinIA SILVER and GOLD** in the last month. We strive to provide you with the most valuable and up-to-date information, and we appreciate your interest and support.*

We look forward to sharing more exciting updates with you next month!

Remember to share your success



darwinex.com

CFDs are complex instruments and come with a high risk of losing money rapidly due to leverage. **60% of retail investor accounts lose money when trading CFDs with this provider.** You should consider whether you understand how CFDs work and whether you can afford to take the high risk of losing your money. Past performance is not an indicator of future results.

Seed capital allocations in DarwinIA SILVER and GOLD are virtual (also called notional) allocations. You can read more about them [here](#).

The Darwinex® brand and the Darwinex.com domain are commercial names used by Tradeslide Trading Tech Limited, a company regulated by the Financial Conduct Authority (FCA) in the United Kingdom with FRN 58646, with company registration number 08061368 and registered office in Acre House, 11-15 William Road. London NW1 3ER, UK. and by Sapiens Markets EU Sociedad de Valores SA. a company regulated by the Comisión Nacional del Mercado de Valores (CNMV) in Spain under the number 311, with CIF A10537348 and registered office in Calle de Recoletos, 19, Bajo, 28001 Madrid. Spain.