



DarwinIA SILVER & GOLD Recap

April 2025

In this factsheet, you'll find a breakdown of the most relevant data on our monthly seed capital allocation programme, DarwinIA SILVER and GOLD, in the last edition. Read on to discover the top 10 DARWINs that ranked highest in both levels and some interesting metrics about the edition.

DarwinIA

SILVER



The level where traders start building their track record

DarwinIA SILVER Breakdown

Participants
at the end of
the month



8,176



1,348

DARWINs receiving
a seed capital
allocation

DARWINs receiving an
allocation in their 1st
month's participation

235



€47,055,000

**TOTAL SEED
CAPITAL
ALLOCATED**

PARTICIPANT NATIONALITIES



91 COUNTRIES

TOP 3 COUNTRIES



SPAIN



ITALY



UK

Top 10 DARWINs in April 2025

PLACE	DARWIN	MONTH RETURN	6M RETURN	6M DRAWDOWN	LATEST ALLOCATION	HISTORICAL ALLOCATION	TRACK RECORD
# 1	XKA	13.09	28.04	-3.49	€375,000.00	€515,000.00	04/11/24
# 2	ELJJ	10.24	29.93	-3.68	€315,000.00	€450,000.00	18/12/24
# 3	ABWJ	9.45	27.74	-3.49	€265,000.00	€355,000.00	09/10/24
# 4	MIXY	13.50	30.64	-4.29	€220,000.00	€250,000.00	31/12/24
# 5	MTDK	13.65	24.26	-3.84	€190,000.00	€220,000.00	07/03/25
# 6	ZORI	23.26	24.11	-3.83	€165,000.00	€165,000.00	03/02/25
# 7	CVPP	8.50	20.52	-2.86	€145,000.00	€230,000.00	13/11/24
# 8	UOYF	11.87	21.59	-4.42	€130,000.00	€160,000.00	06/02/25
# 9	ZEFF	7.77	19.15	-2.72	€115,000.00	€160,000.00	14/02/25
# 10	OIRV	12.02	20.22	-4.09	€110,000.00	€140,000.00	07/03/25

Special Mentions SILVER ranking

Winner

XKA

Best debutant

YTQI

Best return

WHSO

Best streak

HFPP

* To check any historical performance please search by DARWIN **in the ranking.**

** Past performance is not a reliable indication of future results. All returns are gross, before deducting 1.2% management fees and 20% performance fees.

Recipient return in April 2025



Median

3.85%



Highest

29.22% WHSO

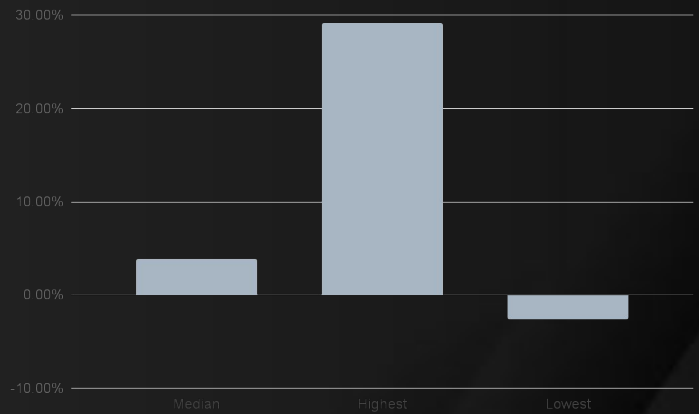


Lowest

-2.62% KYBD



Still got an **allocation** of €30k



6M Recipient Return through April 2025



Median

9.94%



Highest

47.55% LUZF

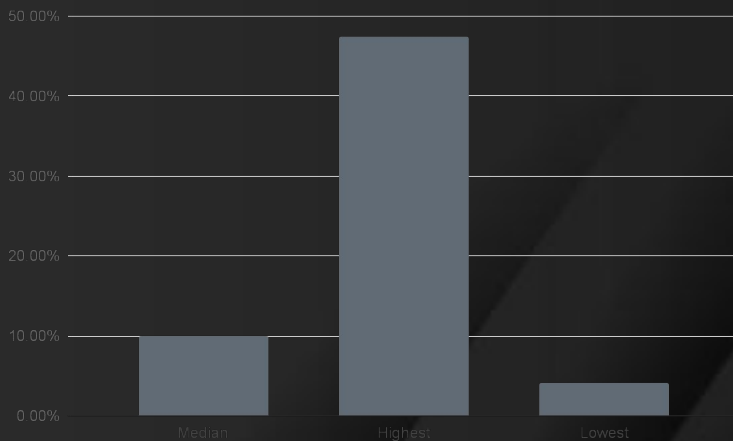


Lowest

4.18% WBTL



Still got an **allocation** of €30k



6M Recipient Drawdown through April 2025



Median

-5.58%



Highest

-21.16% BLVG

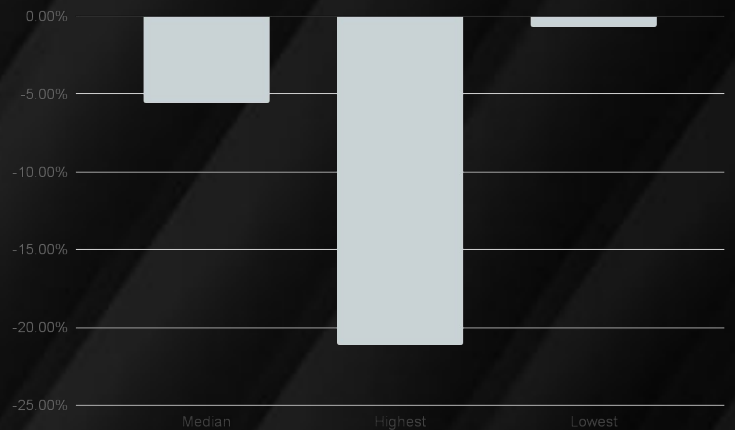


Lowest

-0.66% COEN



Still got an **allocation** of €30k



[View full ranking](#)

DarwinIA
GOLD



*The level where traders thrive outperforming the market
month after month*

DarwinIA **GOLD** Breakdown

Participants
at the end of
the month



245



€7,080,000



88

DARWINs
receiving a seed
capital allocation

TOTAL SEED
CAPITAL
ALLOCATED

PARTICIPANT NATIONALITIES



49 COUNTRIES

TOP 3 COUNTRIES



SPAIN



UK



USA

Top 10 DARWINs in April 2025

PLACE	DARWIN	MONTH RETURN	LATEST ALLOCATION	HISTORICAL ALLOCATION	TRACK RECORD
# 1	XGQ	14.46	€500,000.00	€1,846,870.71	22/04/19
# 2	FGQ	14.10	€350,000.00	€401,687.79	01/11/16
# 3	XOM	10.03	€275,000.00	€1,231,626.40	24/11/20
# 4	AKN	9.66	€210,000.00	€716,981.56	08/04/22
# 5	FQR	8.84	€170,000.00	€1,093,357.64	11/06/20
# 6	XLNR	8.56	€145,000.00	€760,000.00	22/09/23
# 7	DWS	8.14	€130,000.00	€1,810,742.42	30/10/19
# 8	NVY	7.82	€125,000.00	€1,371,149.26	07/04/17
# 9	PHB	7.37	€120,000.00	€980,000.00	05/05/23
# 10	ZQX	6.61	€115,000.00	€400,000.00	12/08/22

Special Mentions GOLD ranking

Winner

XGQ

Best debutant

CGUT

Biggest allocation

DAE

Best streak

OWFQ

* To check any historical performance please search by DARWIN **in the ranking.**

** Past performance is not a reliable indication of future results. All returns are gross, before deducting 1.2% management fees and 20% performance fees.

Recipient return in April 2025



Median

3.08%



Highest

14.46% XGQ

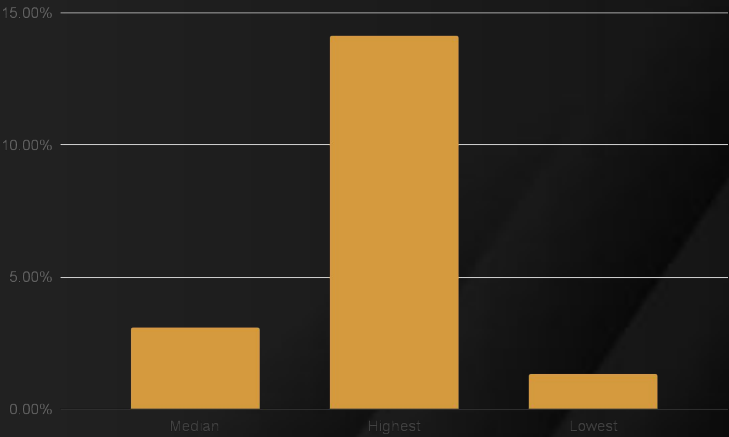


Lowest

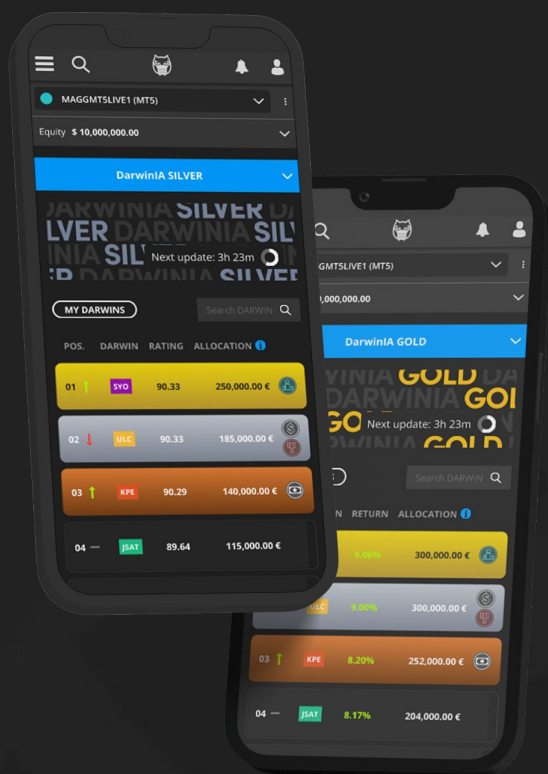
1.33% JTBB



Still got an allocation of €50k



[View full ranking](#)



*Thank you for reading the highlights of **DarwinIA SILVER and GOLD** in the last month. We strive to provide you with the most valuable and up-to-date information, and we appreciate your interest and support.*

We look forward to sharing more exciting updates with you next month!

Remember to share your success



darwinex.com

CFDs are complex instruments and come with a high risk of losing money rapidly due to leverage. **65% of retail investor accounts lose money when trading CFDs with this provider.** You should consider whether you understand how CFDs work and whether you can afford to take the high risk of losing your money. Past performance is not an indicator of future results.

Seed capital allocations in DarwinIA SILVER and GOLD are virtual (also called notional) allocations. You can read more about them [here](#).

The Darwinex® brand and the Darwinex.com domain are commercial names used by Tradeslide Trading Tech Limited, a company regulated by the Financial Conduct Authority (FCA) in the United Kingdom with FRN 586466 and company registration number 08061368, by Sapiens Markets EU Sociedad de Valores SA, a company regulated by the Comisión Nacional del Mercado de Valores (CNMV) in Spain under the number 311, with CIF A10537348 and by Tradeslide Global Ltd., a company authorised and regulated by the Financial Services Authority (FSA) of Seychelles with number SD171, company registration number 8433817-1.