

DarwinIA SILVER & GOLD Recap

March 2026

In this factsheet, you'll find a breakdown of the most relevant data on our monthly seed capital allocation programme, DarwinIA SILVER and GOLD, in the last edition. Read on to discover the top 10 DARWINs that ranked highest in both levels and some interesting metrics about the edition.

DarwinIA

SILVER



The level where traders start building their track record

DarwinIA SILVER Breakdown

Participants
at the end of
the month



9,411



1,507

DARWINs receiving
a seed capital
allocation



€51,825,000

TOTAL SEED
CAPITAL
ALLOCATED

DARWINs receiving an
allocation in their 1st
month's participation

140



PARTICIPANT NATIONALITIES



93 COUNTRIES

TOP 3 COUNTRIES



SPAIN



UK



USA

Top 10 DARWINs in March 2026

PLACE	DARWIN	MONTH RETURN	6M RETURN	6M DRAWDOWN	LATEST ALLOCATION	HISTORICAL ALLOCATION	TRACK RECORD
# 1	KYVJ	8.68	28.44	-3.36	€375,000.00	€425,000.00	31/01/25
# 2	OXTI	10.57	21.54	-4.13	€315,000.00	€425,000.00	18/04/24
# 3	BWG	8.15	20.06	-3.26	€265,000.00	€675,000.00	21/11/23
# 4	BBW	19.45	24.57	-5.76	€220,000.00	€260,000.00	28/12/22
# 5	KBL	8.10	21.29	-4.69	€190,000.00	€535,000.00	20/09/22
# 6	YMF	27.83	33.59	-7.42	€165,000.00	€165,000.00	22/03/23
# 7	AKF	24.47	23.82	-7.22	€145,000.00	€655,000.00	24/03/21
# 8	GQIX	16.10	40.37	-5.46	€130,000.00	€285,000.00	01/10/25
# 9	VBFR	8.24	29.84	-4.94	€115,000.00	€295,000.00	04/09/25
# 10	OJF	18.91	23.06	-6.27	€110,000.00	€140,000.00	29/11/24

Special Mentions SILVER ranking

Winner

KYVG

Best debutant

ANNI

Best return

TPCI

Best streak

QSOO

* To check any historical performance please search by DARWIN **in the ranking**.

** Past performance is not a reliable indication of future results. All returns are gross, before deducting 1.2% management fees and 20% performance fees.

Recipient return in March 2026



Median

3.20%



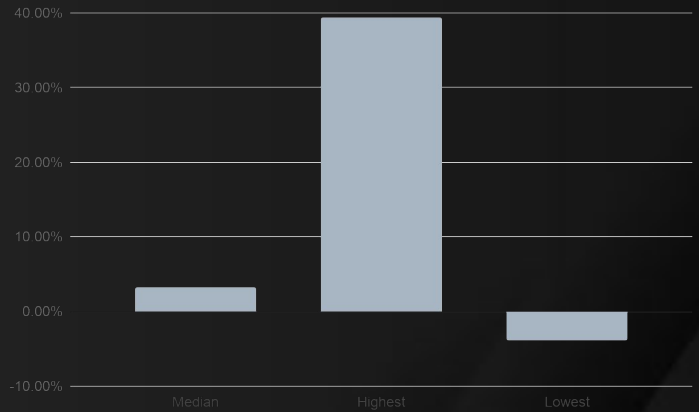
Highest

39.44% TPCI



Lowest

-3.84% OESM



Still got an **allocation of €30k**

6M Recipient Return through March 2026



Median

10.94%



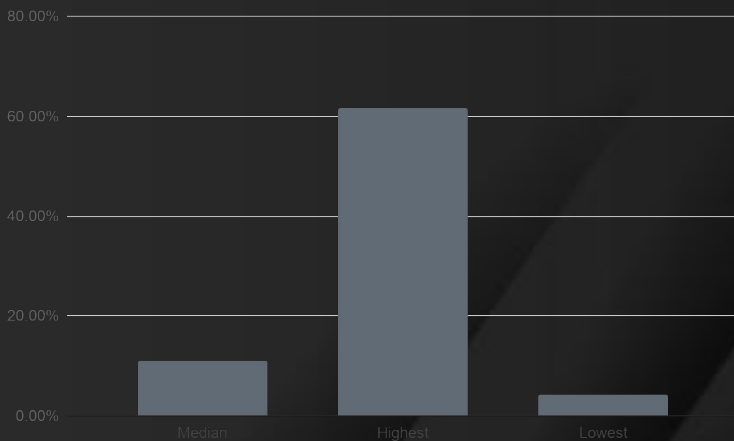
Highest

61.59% HLBZ



Lowest

4.21% XOZX



Still got an **allocation of €30k**

6M Recipient Drawdown through March 2026



Median

-6.12%



Highest

-32.53% SETP



Lowest

-1.08% AAEL



Still got an **allocation of €30k**

[View full ranking](#)

DarwinIA

GOLD



*The level where traders thrive outperforming the market
month after month*

DarwinIA **GOLD** Breakdown

Participants
at the end of
the month


659



€9,680,000



140

DARWINS
receiving a seed
capital allocation

**TOTAL SEED
CAPITAL
ALLOCATED**

PARTICIPANT NATIONALITIES



61 COUNTRIES

TOP 3 COUNTRIES



SPAIN



USA



ITALY

Top 10 DARWINs in March 2026

PLACE	DARWIN	MONTH RETURN	LATEST ALLOCATION	HISTORICAL ALLOCATION	TRACK RECORD
# 1	LCS	14.51	€500,000.00	€1,244,036.32	01/07/20
# 2	VQQA	12.52	€350,000.00	€695,000.00	21/02/25
# 3	ETJ	11.41	€275,000.00	€695,000.00	29/10/24
# 4	PHRT	11.18	€210,000.00	€615,000.00	29/11/24
# 5	ICFX	10.98	€170,000.00	€480,000.00	31/01/25
# 6	HLB	10.48	€145,000.00	€370,000.00	02/04/24
# 7	SUW	10.46	€130,000.00	€830,000.00	25/08/21
# 8	BDM	10.38	€125,000.00	€485,000.00	31/08/22
# 9	DQEN	10.29	€120,000.00	€330,000.00	25/04/25
# 10	DWS	10.03	€115,000.00	€2,250,742.42	30/10/19

Special Mentions GOLD ranking

Winner

LSC

Best debutant

DQEN

Best streak

CFZ

Biggest allocation

VAJJ

* To check any historical performance please search by DARWIN **in the ranking.**

** Past performance is not a reliable indication of future results. All returns are gross, before deducting 1.2% management fees and 20% performance fees.

Recipient return in March 2026



Median

3.73



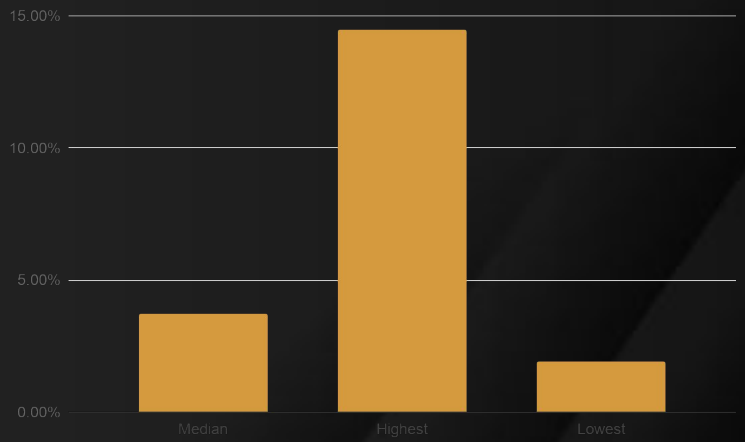
Highest

14.51% LCS



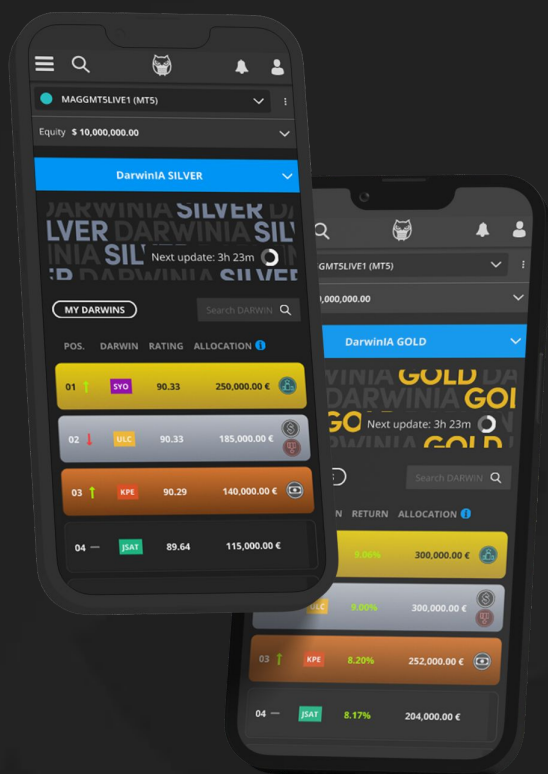
Lowest

1.91% QLIY



Still got an **allocation of €50k**

[View full ranking](#)



*Thank you for reading the highlights of **DarwinIA SILVER** and **GOLD** in the last month. We strive to provide you with the most valuable and up-to-date information, and we appreciate your interest and support.*

We look forward to sharing more exciting updates with you next month!

Remember to share your success



darwinex.com

CFDs are complex instruments and come with a high risk of losing money rapidly due to leverage. **56% of retail investor accounts lose money when trading CFDs with this provider.** You should consider whether you understand how CFDs work and whether you can afford to take the high risk of losing your money. Past performance is not an indicator of future results.

Seed capital allocations in DarwinIA SILVER and GOLD are virtual (also called notional) allocations. You can read more about them [here](#).

The Darwinex® brand and the Darwinex.com domain are commercial names used by Tradeslide Trading Tech Limited, a company regulated by the Financial Conduct Authority (FCA) in the United Kingdom with FRN 586466 and company registration number 08061368, by Sapiens Markets EU Sociedad de Valores SA, a company regulated by the Comisión Nacional del Mercado de Valores (CNMV) in Spain under the number 311, with CIF A10537348 and by Tradeslide Global Ltd., a company authorised and regulated by the Financial Services Authority (FSA) of Seychelles with number SD171, company registration number 8433817-1.